

**UNITED STATES
SECURITIES AND EXCHANGE COMMISSION**
Washington, D.C. 20549

FORM 18-K/A

For Foreign Governments and Political Subdivisions Thereof

**AMENDMENT NO. 1
to
ANNUAL REPORT
of
QUEENSLAND TREASURY CORPORATION**
(registrant)

a Statutory Corporation of

THE STATE OF QUEENSLAND, AUSTRALIA
(co-registrant)
(names of registrants)

Date of end of last fiscal year:
June 30, 2023

SECURITIES REGISTERED
(As of the close of the fiscal year)

Title of Issue	Amounts as to which registration is effective	Names of exchanges on which registered
Global A\$ Bonds	A\$—	None (1)
Medium-Term Notes	US\$—	None (1)

(1) This Form 18-K/A is being filed voluntarily by the registrant and co-registrant.

**Names and addresses of persons authorized to receive notices and
communications on behalf of the registrants from the Securities and Exchange Commission:**

**Leon Allen
Chief Executive Officer
Queensland Treasury Corporation
Level 31, 111 Eagle Street
Brisbane, Queensland 4000
Australia**

**Michael Carey
Under Treasurer of the State of Queensland
Level 38, 1 William Street
Brisbane, Queensland 4000
Australia**

EXPLANATORY NOTE

The undersigned registrants hereby amend the Annual Report filed on Form 18-K for the above-noted fiscal year by attaching hereto as Exhibit (c)(vii) the Queensland Sustainability Report 2023.

SIGNATURE

Pursuant to the requirements of the Securities Exchange Act of 1934, the registrant has duly caused this annual report to be signed on its behalf by the undersigned, thereunto duly authorized, at Brisbane, Australia, on the 4th day of March, 2024.

QUEENSLAND TREASURY CORPORATION

By: /s/ Leon Allen
Name: Leon Allen
Title: Chief Executive Officer

SIGNATURE

Pursuant to the requirements of the Securities Exchange Act of 1934, the registrant has duly caused this annual report to be signed on its behalf by the undersigned, thereunto duly authorized, at Brisbane, Australia, on the 4th day of March, 2024.

GOVERNMENT OF QUEENSLAND

By: /s/ Dennis Molloy
on behalf of
Name: The Honourable Cameron Dick MP
Title: Deputy Premier, Treasurer and Minister for
Trade and Investment

INDEX TO EXHIBITS

Exhibit (c)(vii) – [Queensland Sustainability Report 2023.](#)

EXHIBIT (c)(vii)

Queensland Sustainability Report 2023

EXPLANATORY NOTE

This exhibit contains various website links and addresses. The information contained on or linked to or from any of the website links or addresses is not incorporated by reference into this filing and should not be considered part of this filing.

FORWARD-LOOKING STATEMENTS

This exhibit contains forward-looking statements. Statements that are not historical facts, including statements about the State of Queensland's (the "State" or "Queensland") beliefs and expectations, are forward-looking statements. These statements are based on current plans, budgets, estimates and projections and therefore you should not place undue reliance on them. The words "believe", "may", "will", "should", "estimate", "continue", "anticipate", "intend", "expect", "forecast" and similar words are intended to identify forward-looking statements. Forward-looking statements speak only as of the date they are made, and neither the Queensland Treasury Corporation nor the State undertake any obligation to update publicly any of them in light of new information or future events.

Forward-looking statements are based on current plans, estimates and projections and, therefore, undue reliance should not be placed on them. Although the Queensland Treasury Corporation and the State believe that the beliefs and expectations reflected in such forward-looking statements are reasonable, no assurance can be given that such beliefs and expectations will prove to have been correct. Forward-looking statements involve inherent risks and uncertainties. We caution you that actual results may differ materially from those contained in any forward-looking statements.

A number of important factors could cause actual results to differ materially from those expressed in any forward-looking statement. Factors that could cause the actual outcomes to differ materially from those expressed or implied in forward-looking statements include:

- the international and Australian economies, and in particular the rates of growth (or contraction) of the State's major trading partners;
- the effects, both internationally and in Australia, of any subsequent economic downturn, as well as the effect of ongoing economic, banking and sovereign debt risk;
- the effect of natural disasters, epidemics and geopolitical events, such as the novel coronavirus (COVID-19) pandemic, the Russia-Ukraine conflict and the Israel-Hamas conflict;
- increases or decreases in international and Australian domestic interest rates;
- changes in and increased volatility in currency exchange rates;
- changes in the State's domestic consumption;
- changes in the State's labor force participation and productivity;
- downgrades in the credit ratings of the State and Australia;
- changes in the rate of inflation in the State;
- changes in environmental and other regulation; and
- changes in the distribution of revenue from the Commonwealth of Australia Government to the State.

QUEENSLAND
SUSTAINABILITY REPORT
2023

© The State of Queensland (Queensland Treasury) 2024

Copyright

This publication is protected by the Copyright Act 1968

Licence

This document is licensed by the State of Queensland (Queensland Treasury) under a Creative Commons Attribution (CC BY 4.0) International licence. In essence, you are free to copy, communicate and adapt this publication, as long as you attribute the work to the State of Queensland (Queensland Treasury).

Attribution

Content from this publication should be attributed to: © The State of Queensland (Queensland Treasury) - 2023 Queensland Sustainability Report.

Translating and interpreting assistance

The Queensland Government is committed to providing accessible services to Queenslanders from all cultural and linguistic backgrounds. If you have difficulty in understanding this publication, you can contact us on telephone (07) 3035 3503 and we will arrange an interpreter to effectively communicate the report to you.

Contents	
Acknowledgement of Country	4
Message from the Deputy Premier, Treasurer and Minister for Trade and Investment	5
Welcome to the 2023 Queensland Sustainability Report	6
Queensland’s approach to managing sustainability risks	8
Sustainability - Management	8
Sustainability - Strategy	10
Sustainability - Risk management	13
Sustainability - Metrics and targets	13
Environment	14
Environmental management	14
Climate change	15
Climate change - Management	15
Climate change - Strategy	15
Climate change - Policy response	18
Climate change - Risk management	31
Climate change - Metrics and targets	32
Natural capital	33
Natural capital - Management	33
Natural capital - Strategy	33
Natural capital - Policy response	35
Natural capital - Risk management	45
Natural capital - Metrics and targets	45
Social	46
Social - Management	46
Social - Strategy	47
Social - Policy response	49
Social - Risk management	62
Social - Metrics and targets	62
Governance	63
Economic and Fiscal - Management	63
Economic and Fiscal - Strategy	63
Economic and Fiscal - Policy response	65
Economic and Fiscal - Risk management	67
Economic and Fiscal - Metrics and targets	67
Appendix A: Datasets	68
Appendix B: Ministers and responsibilities	94
Appendix C: Supporting Information	103

Acknowledgement of Country

The Queensland Government acknowledges Aboriginal peoples and Torres Strait Islander peoples as the Traditional Owners and Custodians of the land. We recognise their connection to land, sea and community, and pay our respects to Elders past, present and emerging.

Rich history, thriving future, David Williams



This artwork tells the story of Queensland Treasury acknowledging and celebrating First Nations peoples, cultures, and contributions. The artwork shows that by connecting with First Nations peoples and sharing stories, we can build strong and authentic relationships for the benefit of every Queenslanders. Further information on David Williams and *Rich history, thriving future*, can be found at treasury.qld.gov.au, searching for *Acknowledgement of Traditional Custodians*.¹

Message from the Deputy Premier, Treasurer and Minister for Trade and Investment

I am delighted to present the 2023 Queensland Sustainability Report, a demonstration of the Miles government’s continuing commitment to environmental protection, human rights and responsible governance.

The Queensland Government is focused on leveraging Queensland’s strong economic performance to respond to the key challenges facing Queenslanders, including climate change, addressing cost-of-living pressures, enhancing health services and improving housing affordability.

Since the release of the 2022 Queensland Sustainability Report, the Queensland Government has moved to legislate a new emissions target, 75 per cent by 2035 below 2005 levels, with the introduction to Parliament of the *Clean Economy Jobs Bill 2024*. This also includes legislating the existing targets to achieve a 30 per cent reduction below 2005 levels by 2030 and net zero emissions by 2050.

The report outlines the Queensland Government’s strategic priorities in managing sustainability risks and opportunities, and key policies being implemented to build a resilient and sustainable future for Queensland.

The report showcases the progress of the State of Queensland towards this future and provides essential data on key sustainability policy responses, reflecting the government’s dedication to transparency and accountability.

I endorse this report and extend my gratitude to Queensland Treasury and all government agencies involved in its preparation.

Together, we can forge a path towards a sustainable future, fostering a vibrant economy and a thriving environment for the betterment of all Queenslanders and our global partners.



The Honourable Cameron Dick MP
Deputy Premier, Treasurer and
Minister for Trade and Investment

Welcome to the 2023 Queensland Sustainability Report

The Queensland Government is committed to providing up to date, detailed, transparent financial and non-financial information related to sustainability management, reinforcing accountability to the community and stakeholders.

By upholding transparent reporting practices, the *Queensland Sustainability Report* endeavours to support a continuous journey towards a sustainable and resilient future.

This report should be read in conjunction with the [2022-23 Report on State Finances of the Queensland Government](#) (ROSF) for a comprehensive view of the financial operations and performance of the Queensland Government.

Reporting approach

This report provides information on the Queensland Government’s overall approach to managing sustainability risks and more specifically separately addresses key risk factors of Environment, Social and Governance (ESG).

The government’s approach to managing sustainability risks is set out using four key areas comprising management, strategy, risk management, and metrics and target setting. Focusing on these areas shows how sustainability risks are embedded into strategy and risk management practices, and how policies, systems and processes are being developed in response.

This report has been prepared to:

- Outline the Queensland Government’s approach to managing sustainability risks and opportunities, including governance structures supporting policy, oversight, and implementation.
- Provide information on the Queensland Government’s major commitments and policies addressing sustainability risks and opportunities.
- Describe how the Queensland Government measures, monitors, and manages sustainability risks and opportunities.

The *2023 Queensland Sustainability Report* has been developed with reference to emerging best practices in sustainability reporting within Australia and internationally. Development of the report has taken into consideration the International Financial Reporting Standards (IFRS) *S1 General Requirements for Disclosure of Sustainability-related Financial Information* and *S2 Climate-related Disclosures*.^{2,3}

Appendix A: Datasets provides time series sustainability data on the State of Queensland compiled by the Queensland Government Statistician’s Office. This data has been prepared to assist the reader to verify the effectiveness of key policy responses.

Appendix B: Ministers and responsibilities provides a list of Ministers and their responsibilities or the Minister’s charter letter.

Appendix C: Supporting information provides a consolidated list of the sources of the data provided in this report, supporting transparency and accessibility.

Feedback

The Queensland Government acknowledges its role in actively managing sustainability risks and opportunities and is committed to ongoing improvements to its sustainability reporting. It welcomes the opportunity to engage with stakeholders on the state’s approach to reporting on sustainability risks and opportunities, and to inform future focus areas. For more information, please contact info@treasury.qld.gov.au

Queensland’s approach to managing sustainability risks

The State of Queensland represents a vast range of activities, resources, and relationships. As the state responds to a changing world, the interaction between these networks, including upstream and downstream activities, can create sustainability related risks and opportunities.

The Queensland Government is responsible for managing sustainability risks and opportunities likely to impact the economy, community, and state finances. Robust governance practices underpin the government’s approach to understanding and managing sustainability risks and opportunities and becoming a low carbon, resilient and sustainable economy.

Sustainability - Management

This section describes the governance processes, controls, and procedures for managing sustainability related risks by detailing the governance framework and key responsibilities.

The Queensland Government is founded on the principles of the Westminster system, it is a representative democracy, supported by institutions and conventions including:

- the Constitution of Queensland
- elections and the peaceful transfer of power
- separation of powers between the legislature, the executive, and the judiciary
- the Queensland Parliament.

Figure 1 highlights that the Executive Government acts on the advice of the Ministry (Cabinet) which is responsible for the development and coordination of the Government’s policies, led by the Premier of Queensland. The State Cabinet is collectively responsible to the Queensland Parliament in its role representing the people of Queensland. Individual Ministers are responsible to Parliament for the administration of their portfolios and as members of the State Cabinet. Each Minister plays a crucial role in the policy and decision-making process central to government action.

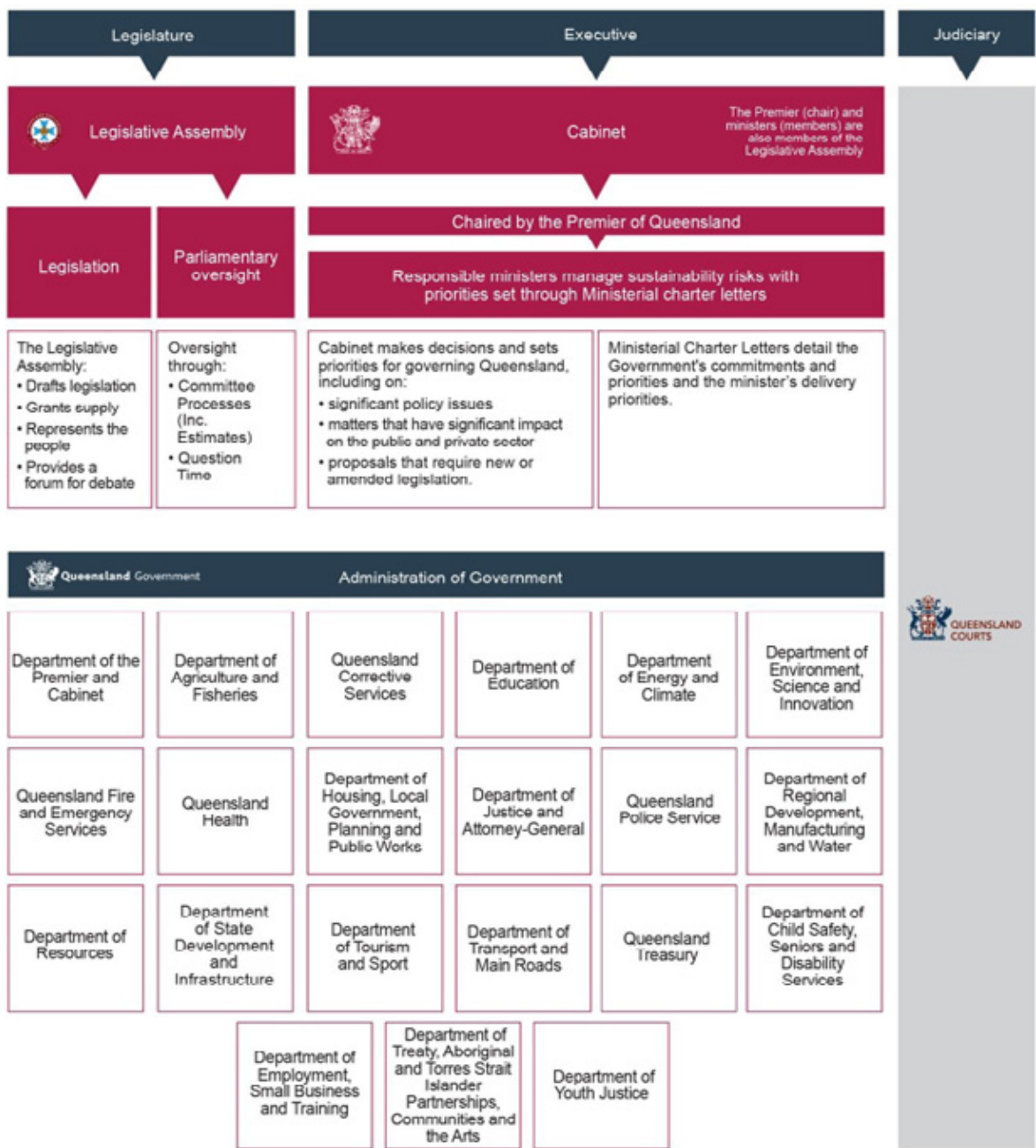
Cabinet holds primary responsibility for overseeing the management of sustainability-related risks and opportunities, including climate, natural and social capital. It is responsible for making decisions and setting priorities for the Queensland Government, which underpin the approach to managing sustainability risks and opportunities as the state transitions to a net-zero emissions economy. Cabinet is accountable for the establishment of key metrics and targets concerning sustainability risks and opportunities and the monitoring of progress in achieving these targets.

Cabinet meetings are held weekly or as determined by the Premier. To ensure greater regional access and consultation with government, Cabinet meetings are also conducted in various regional centres throughout the state. The Regional Community Forums program, established in 2019, aims to strengthen partnerships with regional Queensland and foster community involvement.⁵

The Premier of Queensland determines the responsibilities of Cabinet Ministers, which are outlined in *Administrative Arrangements Orders*⁶ and *Ministerial Charter Letters*.⁷

Under the [Public Sector Act 2022 \(Qld\)](#), Ministers may appoint a chief executive of a department as the accountable officer whose responsibility includes ensuring the operations of the department or statutory body within their portfolio are carried out effectively, efficiently and economically. Ministers work with the appointed heads of these agencies to implement government policy and support agencies to meet their goals and purposes. The management of risks is embedded in the [Financial Accountability Act 2009 \(Qld\)](#).

Figure 1: Structure of the Queensland Government^{8,9}



Sustainability - Strategy

Sustainability strategy identifies significant sustainability risks and opportunities and describes how these are being addressed.

The Queensland Government is committed to integrating sustainability considerations into its decision-making processes, to support communities now and in the future. There is a focus on taking positive action to enhance health and education, while achieving sustainable economic growth without compromising Queensland's ecosystems and environment. Queensland's sustainability priorities (*Figure 2*) outline the areas of focus of the Queensland Government with respect to material sustainability risks that may impact the community, economy, and government. The establishment of sustainability priorities embeds these considerations into policy and budget settings along with promoting sustainable economic growth and the development of better communities. The government is taking proactive actions and investments to enhance Queensland's position as a preferred investment location.

Figure 2: Queensland's sustainability priorities¹⁰



Queensland's sustainability risks and opportunities

The Queensland Government has identified material risks and opportunities relating to the priorities. *Figure 3* summarises the sustainability risks and opportunities and sets out how these are being managed by government.

Figure 3: Sustainability priorities, risks, impacts and actions

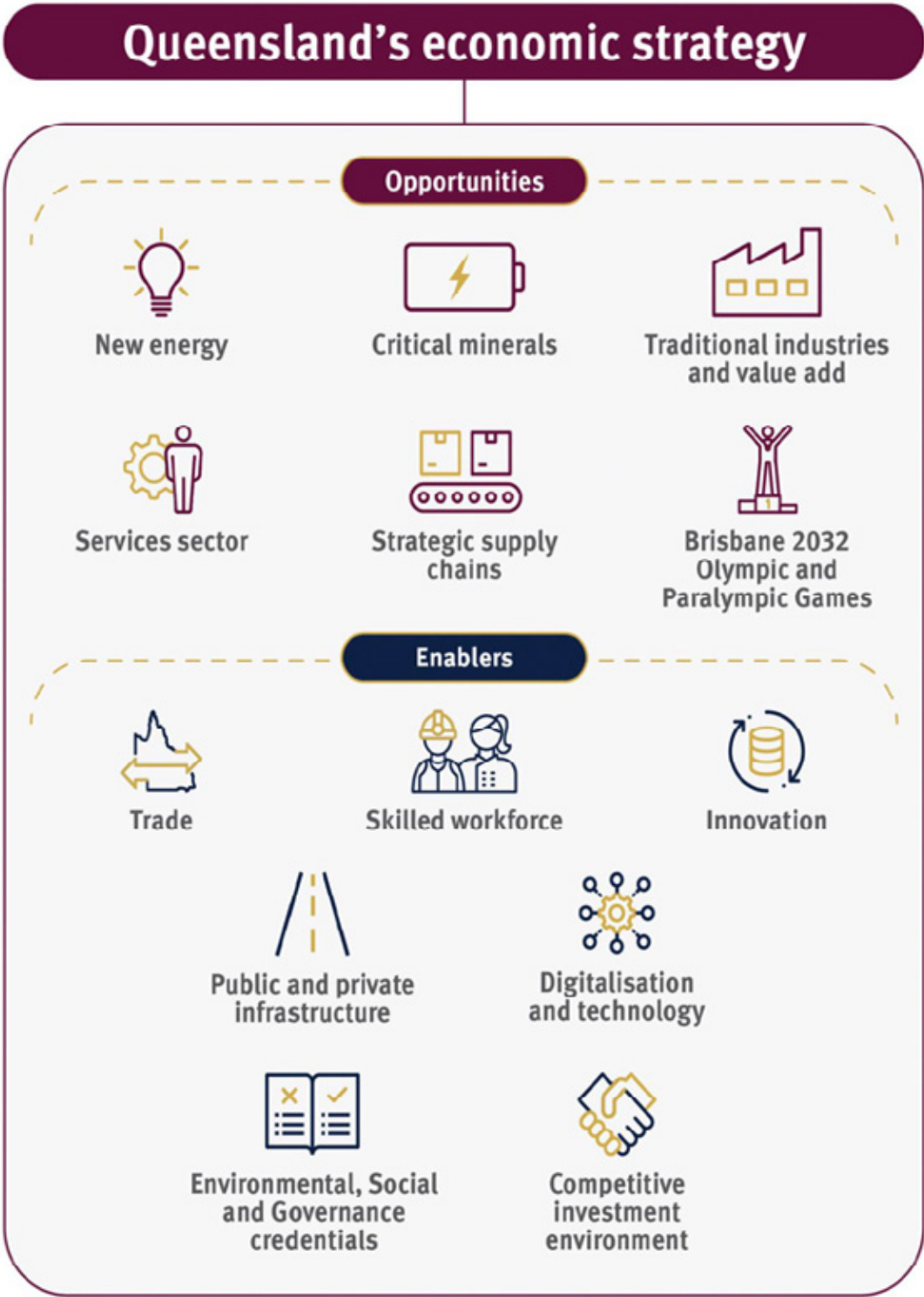
Priority	Risks and Opportunities		Potential Impacts	Actions
Environment				
Climate change	Transition risks		<ul style="list-style-type: none">Increased infrastructure costs (construction and repair)Written down and stranded assetsIncreased demand for government servicesProductivity losses in key sectorsIncreasing insurance costs / increasing difficulty obtaining insuranceInability to implement higher standards of construction, supporting resilience	Policy responses to manage transition risk, include: <ul style="list-style-type: none">Queensland Climate Action Plan 2030Queensland Energy and Jobs PlanLow Emissions Investment Partnership (LEIP)Queensland Low Emissions Agriculture Roadmap 2022-2032Queensland Critical Minerals Strategy
	<ul style="list-style-type: none">Changing marketInvestor and consumer preferencePolicy and legalReputationTechnology developmentSupply chainLabour forceRegulatory			
	Physical risks		<ul style="list-style-type: none">Loss and damage to state-owned assets and infrastructure (inc. natural capital assets)Lost revenueHigher spending on essential public services (e.g. health and emergency services)Higher spending on protecting communities from climate hazards (e.g. protective measures or relocations)Potential legal and liability issues	Policy responses to embed adaptation and resilience and manage physical risk, include: <ul style="list-style-type: none">Queensland Climate Adaptation StrategySector Adaptation PlansResilient Homes Fund
	<u>Acute</u> <ul style="list-style-type: none">Hotter, longer and more frequent heatwavesHarsher fire weatherMore frequent sea level extremesMore intense rainfall eventsFewer frostsStronger cyclonesCyclones trending south	<u>Chronic</u> <ul style="list-style-type: none">Rising sea levelIncreased temperaturesLonger and more frequent droughtWarmer and more acidic ocean		
	Opportunities		<ul style="list-style-type: none">Sustainable, responsible industries that continues to grow and create jobs and prosperity, especially in the regionsAccelerate the Queensland new economy minerals sector	
	<ul style="list-style-type: none">New energyCritical mineralsCarbon farming and environmental co-benefits			
Natural capital	Biodiversity		<ul style="list-style-type: none">Loss of natural capital assetsReduced productivity from natural assets due to ecosystem degradation	Queensland Government is managing the state's natural capital through: <ul style="list-style-type: none">Conserving Nature—a Biodiversity Conservation Strategy for QueenslandQueensland Protected Areas Strategy 2020–2030Land Restoration FundReef 2050 Long-Term Sustainability PlanQueensland Resources Industry Development Plan
	Conserving nature to protect and conserve the state's biodiversity, threatened species and ecosystem services.			
Social				
More jobs in more industries	Good jobs		<ul style="list-style-type: none">Increased private sector growth and investment, supporting secure jobsImproved education outcomes, improving productivityImproved health outcomes, supporting a more efficient health systemDownward pressure on the costs-of-living, supporting the Queensland lifestyle	Key measures include: <ul style="list-style-type: none">Legislation and policies to support human rights and equal opportunitiesAccess to appropriate and relevant modes of learningDelivery of core health services and infrastructureQueensland new-industry development strategyQueensland Quantum and Advanced Technologies Strategy
Better services	Better services			
	Deliver even better services right across Queensland			
Protecting Queenslanders' lifestyle	Great lifestyle			
	Protect and enhance our Queensland lifestyle as we grow			
Governance				
Economic and fiscal performance	Economic management		<ul style="list-style-type: none">Decreased operating and capital costs, supporting servicesGreater ability to respond to future economic and market shocksIncreasing employment outcomes, increasing productivity	Queensland Government is managing the state's economic and fiscal performance through: <ul style="list-style-type: none">Economic policyFiscal policyStrengthening Integrity
	Fiscal management			

Strong economic outcomes provide government with the fiscal capacity to take positive actions and deliver targeted investment in climate change transition, social services and reforms that strengthen communities and support vulnerable Queenslanders. Responding to the sustainability priorities, the Queensland Government is implementing an economic strategy focused on leveraging Queensland’s strengths in both traditional and emerging industries and aims to expand supply chains and focus on leveraging opportunities leading up to the Brisbane 2032 Olympic and Paralympic Games (Brisbane 2032) and sustain growth towards a low emissions future (Figure 4).

The Government has announced it will legislate emissions reduction targets, with the introduction to Parliament of the Clean Economy Jobs Bill 2024.

These targets are for the State to achieve a 30 per cent emissions reduction below 2005 levels by 2030, 75 per cent below 2005 levels by 2035 and net zero emissions by 2050. Formalising Queensland's emissions targets in legislation will deliver lasting benefits that safeguard Queenslanders' way of life — protecting the environment for the enjoyment of future generations and unlocking new job opportunities. The legislation of Queensland's greenhouse gas emissions reduction targets will give clarity to industry, to Queenslanders, and the international community. Queensland's clean economy plan presents an incredible opportunity.

Figure 4: Queensland's economic strategy¹⁰



The Government's actions are further reinforced by a commitment to transparent reporting on progress towards an equitable, net-zero, and sustainable future. Accurate and reliable information regarding sustainability risks and opportunities is crucial, as these factors directly impact the achievement of the government's objectives.

Sustainability - Risk management

Sustainability risk management describes the processes used to identify, assess, prioritise and monitor sustainability risks and opportunities.

Sustainability risk management and reporting is a strategic imperative for the state, with a core focus on increased transparency. This is underpinned by the state’s fiscal strategy and financial risk management framework. Within this framework, sustainability risks are recognised, captured, and managed as strategic risks within government operations. This approach facilitates the identification, assessment, and mitigation of sustainability risks, safeguarding the state’s interests and supporting the sustainable development of the State of Queensland. *Figure 5* sets out the key elements of the government’s risk management controls.

Figure 5: Risk management controls

Measure	Description
Financial Accountability Act 2009 (Qld) (the FA Act) ¹¹	<ul style="list-style-type: none">Establishes the government’s risk management framework, promoting effective risk management.Requires each agency to establish and maintain internal controls and an audit function to provide reasonable assurance that the agency is operating efficiently, effectively and economically and that risk management controls are in place.
<i>A Guide to Risk Management</i> ¹²	<ul style="list-style-type: none">Supports the requirements of the FA Act, providing the minimum principles and procedures to encourage best practice. The guide is consistent with the principles set out in <i>AS/NZS ISO 31000:2018 Risk management - Principles and Guidelines</i>.
Departmental Directors-General and agency accountable officers ¹¹	<ul style="list-style-type: none">Hold responsibility for effective risk management, including maintaining an agency governance and risk management framework.This responsibility includes the management of sustainability risks (including climate risk management) particularly in relation to the effectiveness and efficiency of operations and safeguarding of assets.

Sustainability - Metrics and targets

Information on metric and target setting is provided to describe performance management arrangements and how performance in relation to these sustainability-related risks and opportunities is measured.

The government uses a wide range of metrics and targets to assess, manage and monitor its performance. The achievement of agency objectives and risk management outcomes is supported by the *Queensland Government Performance Management Framework Policy*.¹³ The framework focuses on three key elements of public sector performance:

- Planning — at the whole-of-government, agency, and individual levels to determine what outcomes are to be achieved for customers, stakeholders and the community.
- Measuring and monitoring performance — achieved across the whole-of-government direction, agency business direction, agency service delivery and at the individual level.
- Public reporting — of the performance of the Queensland Government, in a fair and balanced way, to facilitate accountability and transparency.

The Queensland Government publishes *Service Delivery Statements* which provide budgeted financial and non-financial performance information and targets in relation to each Minister’s portfolio. These documents are a key accountability mechanism, subject to public scrutiny, and form the basis of parliamentary accountability.

Agency performance is monitored externally through the annual Parliamentary Estimates process held each year after the Queensland Budget. The *Performance Management Framework Policy*¹³ works in conjunction with the FA Act (section 63) which requires government agencies to prepare annual reports to provide public disclosure.

In addition, *Appendix A: Datasets* provides additional financial and non-financial data to assist readers to verify the effectiveness of key policy responses.

Environment

The environment is essential to our survival and well-being. It provides food, water, air, and raw materials that sustain society. Queensland's environment, offers a wealth of valuable resources, including metal and mineral deposits, renewable energy sources, fertile agricultural land, clean and secure water sources, and rich biodiverse crucial ecosystems such as the Great Barrier Reef World Heritage Area. Effective management of these systems and resources is key to ensure that ours and future generations can also enjoy their benefits.

The Queensland Government is committed to responsibly managing the environment and minimising human-induced impacts, particularly those related to climate change and biodiversity. Efforts to mitigate climate change are part of a larger global economic transformation¹⁴, offering both opportunities and challenges for Queensland's economy. To tackle these changes, the government's policy response centres on leveraging its competitive advantages while prioritising long-term sustainability and resilience of communities and industries.

The Queensland Government has embedded environmental considerations into policy and budget settings through the environmental sustainability priorities (Figure 6)

Figure 6: Queensland's environmental sustainability priorities



Environmental management

The Queensland Government takes a whole-of-government approach to climate action. The Ministers depicted in Figure 7 are tasked with overseeing specific aspects of the Government's climate action responsibilities. For full list of Ministers and their responsibilities please see *Appendix B: Ministers and responsibilities* or the Minister's charter letter.

Figure 7: Queensland's environmental management¹⁵

Ministers	
Premier	Deputy Premier, Treasurer and Minister for Trade and Investment
Minister for the Environment and the Great Barrier Reef and Minister for Science and Innovation	Minister for State Development and Infrastructure, Minister for Industrial Relations and Minister for Racing
Minister for Energy and Clean Economy Jobs	Minister for Agricultural Industry Development and Fisheries and Minister for Rural Communities
Minister for Regional Development and Manufacturing and Minister for Water	Minister for Resources and Critical Minerals

For this report, environmental risk management is separated into:

- Climate change — the long-term shifts in temperatures and weather patterns.
- Natural capital — the stock of the earth's renewable and non-renewable resources, including trees, soils, air, water, minerals and all living things that provide ecosystem services.

Climate change

The State of Queensland is encountering climate change due to rising greenhouse gas concentrations in the atmosphere, leading to higher global average temperatures. Risks and expected adverse impacts from climate change will escalate as global warming increases.¹⁶

Climate change - Management

The Queensland Government’s climate management is undertaken by the Ministers outlined in *Figure 7*.

Due to the scope, scale and volume of initiatives being undertaken to address climate change, the Queensland Government is creating a Clean Economy Expert Panel to advise on the optimal pathways to meeting emissions reduction targets and promote alignment with Australian Government policies and initiatives. The Expert Panel will also establish five yearly emissions targets until 2050, with annual progress reporting to the Queensland Parliament.¹⁷

Climate change - Strategy

Queensland’s climate strategy is focused on managing transition and physical risks arising from climate change. A summary of these risks and potential impacts are outlined in *Figure 8*.

Figure 8: Transition and physical risks

Transition risk					
<p>‘Transition risks’ are those risks that arise from managing the transition to a low carbon economy. They relate to the policy, legal, technology, market and reputational risks arising from climate change. This includes how organisations adjust to changes driven by and in response to mitigating and adapting to climate change, as well as impacts driven by the economic, policy, technology, and social changes.</p> <p>These changes include automation, electrification, disruptive technologies, and information and communications technologies (ICT) innovation.</p>					
Physical risk					
<p>‘Physical risk’ refers to the physical impacts of climate change from specific events or longer-term (chronic) shifts in climate patterns. The State of Queensland may experience acute and chronic impacts including:</p> <table><tr><th>Acute</th><th>Chronic</th></tr><tr><td><ul style="list-style-type: none">Hotter, longer and more frequent heatwavesMore intense bushfiresMore frequent sea level extremesMore intense rainfall eventsFewer frostsStronger cyclonesCyclones trending south.</td><td><ul style="list-style-type: none">Rising sea levelIncreased temperaturesLonger and more frequent droughtOngoing temperature increasesWarmer and more acidic ocean.</td></tr></table> <p>These changes could have a significant potential economic impact on the State of Queensland including:</p> <ul style="list-style-type: none">loss and damage to state-owned assets and infrastructure (inc. natural capital assets)degradation of natural assets and ecosystem services, which food, fibre and tourism industries are highly dependent uponlost revenuehigher spending on essential public services (e.g. health and emergency services)higher spending on protecting communities from climate hazards (e.g. protective measures or relocations)potential legal and liability issues.		Acute	Chronic	<ul style="list-style-type: none">Hotter, longer and more frequent heatwavesMore intense bushfiresMore frequent sea level extremesMore intense rainfall eventsFewer frostsStronger cyclonesCyclones trending south.	<ul style="list-style-type: none">Rising sea levelIncreased temperaturesLonger and more frequent droughtOngoing temperature increasesWarmer and more acidic ocean.
Acute	Chronic				
<ul style="list-style-type: none">Hotter, longer and more frequent heatwavesMore intense bushfiresMore frequent sea level extremesMore intense rainfall eventsFewer frostsStronger cyclonesCyclones trending south.	<ul style="list-style-type: none">Rising sea levelIncreased temperaturesLonger and more frequent droughtOngoing temperature increasesWarmer and more acidic ocean.				

To manage the above risks, the Queensland Government is focused on:

- creating a future economy that is environmentally sustainable and supports the transition to a low carbon future.
- climate adaptation activities aimed at reducing the impact of climate change on people, industries, and nature, while embedding greater resilience in our environment and infrastructure
- investing in climate-related opportunities.

An outline of climate change policies being implemented by the Queensland Government is provided in the *Climate Change - Policy response* section.

Acknowledgment of exposure to emissions intensive industries

The Queensland Government acknowledges the role of emissions intensive industries, particularly coal exports, in Queensland’s economy. These industries contribute significantly to the prosperity of the state, providing employment opportunities, economic benefits, and essential resources that support communities.

The State of Queensland coal resources include:

- Metallurgical coal – A large proportion of Queensland Government’s royalties^{18,19,a} comes from coal mining and the majority of royalties are attributable to the hard-coking coal (HCC) used in global steel production (*Appendix A Datasets: Metric 46*). The State of Queensland is a large seaborne exporter of metallurgical coal. It is expected that international demand will continue to support the State of Queensland’s metallurgical coal exports over coming decades.²⁰
- Thermal coal – Used for electricity generation (*Appendix A Datasets: Metric 46*) both domestically and overseas. Use of thermal coal in Queensland’s electricity generation is expected to decline as further progress is made towards the Queensland Government’s renewable energy target. The global trend towards zero-net emissions is well established and the shift away from thermal coal in electricity generation is expected to progress in the coming decades. The Queensland Government’s thermal generation ownership structure means it is positioned to manage an orderly energy transition.²⁰


Safeguard Mechanism facility operations in Queensland

The Safeguard Mechanism is the Australian Government’s policy for reducing emissions at Australia’s largest industrial facilities. It is administered by the Federal Department of Climate Change, Energy, the Environment and Water and sets legislated limits—known as baselines—on the greenhouse gas emissions of these facilities. These baselines will decline, predictably and gradually, on a trajectory consistent with achieving Australia’s federal emission reduction targets. If a Safeguard facility exceeds their baseline, they must manage excess emissions or become liable to pay a pecuniary penalty for failure to comply with the Safeguard Mechanism.^{21,22,b}

For more information please see the Australian Government Clean Energy Regulator website: www.cleanenergyregulator.gov.au

The State of Queensland has 64 private facilities captured by the Safeguard Mechanism, across a range of industries, representing scope 1 emissions of 37.3 of MtCO₂-e²³.

Figure 9: 2021-22 Breakdown of Queensland’s Safeguard Mechanism footprint



Note: Safeguard facility reported emissions 2021-22.²³ This list excludes National Energy Market (NEM) connected generators and some operations managed at a national level. Not all numbers will sum to 100% due to rounding.

^a Mining and petroleum royalty payments are made to the owner of resources for the right to extract them. In Queensland, royalty is generally paid to the Queensland Government as the resource owner. Australia’s primary coal exports destinations are Japan, Other (combined), South Korea, India and Taiwan.

^b New obligations and reporting requirements apply to Safeguard facility financial years commencing on or after 1 July 2023.

Queensland initiatives implemented in addition to the Safeguard Mechanism

The *Low Emissions Investment Partnerships* (LEIP) Program, announced in the 2023–24 Queensland Budget, is a \$520 million initiative of the Queensland Government to bring forward private sector investment to:²⁴

- Fast-track emissions reductions with a preference for abatement that exceeds safeguard mechanism requirements and is delivered before 2030.
- Increase resource optimisation and maximise the beneficial use of gas resources.
- Maximise economic opportunities and workforce development in regional Queensland.
- Develop low emissions knowledge within the sector and diffuse low emissions technology in Queensland.

The initial focus of the LEIP program will be on partnering to reduce emissions across Queensland’s metallurgical coal sector. Implementation of the *Queensland Energy and Jobs Plan*³³ (QEJP) will also support emissions abatement opportunities at these facilities through uptake of renewable energy.

The *Queensland Resources Industry Development Plan* (QRIDP) outlines how government and industry can work together to address and respond to key global emerging trends.²⁵

Managing a Just transition²⁶,

The Queensland Government is enabling a just transition through several policies providing social and economic opportunities with respect for labour principles and rights. These include:

- The Queensland Energy Workers’ Charter is a landmark agreement between government, publicly owned energy businesses and energy unions to support affected energy workers through the energy transformation. It sets out principles and actions for the parties to provide support to workers.
- The Charter is backed by a \$150 million Job Security Guarantee which supports workers in Queensland’s publicly owned coal- fired power stations to have a secure future and clear employment pathways and opportunities. The *Energy (Renewable Transformation and Jobs) Bill 2023* introduced to Parliament on 24 October 2023, will establish the Job Security Guarantee and Fund in law, creating an enduring framework to support energy workers.^{27,33}
- The Regional Economic Futures Fund (REFF) will support economic and community development initiatives.²⁸
- The Queensland Clean Energy Workforce Roadmap⁵³ sets out the pathway to help create a skilled, job-ready workforce to deliver Queensland’s clean energy transformation. It is supported by the Future Energy Jobs Guide, which outlines job opportunities and career pathways available to existing workers and school students. Specific initiatives under the roadmap include: ²⁹
 - Piloting of Mobile Regional Energy Jobs Hubs across the Queensland Renewable Energy Zone (QREZ) regions, connecting regional communities to job opportunities.
 - An expansion to the Gateway to Industry Schools program to cover a dedicated renewable energy focus, and online resources to support Queensland teachers to deliver clean energy content and student learning.
 - A skills academy as part of Stanwell’s Future Energy Innovation and Training Hub in Rockhampton.
- The Queensland Government provides employment and jobs support across several areas to employees and employers. It includes, career advice, links to programs for specific groups, industry job trends and statistics, links to education, training and qualifications and information on employee rights, entitlements and pay.³⁰

Climate change - Policy response

Below is a summary of Queensland Government policies that support the management of climate change risks and opportunities.

Policy response	Strategies and goals	Targets and outcomes	Responsible minister
Implement measures to manage transition risk			
Queensland Climate Action Plan 2020-2030	The plan outlines the state's investments and actions to reach its emissions and renewables targets, create jobs and drive economic growth. It provides a central framework and a coordinated approach to combine actions across departments and areas of ministerial responsibility. ³¹	<div>Targets:</div> <ul style="list-style-type: none">30% emissions reduction below 2005 levels by 2030.³²75% emissions reduction below 2005 levels by 2035.³²Zero net emissions by 2050.³² <div>Outcomes:</div> <ul style="list-style-type: none">Emissions reduction of 29% below 2005 levels in 2021, as compared with the target of 75% reduction by 2035.³²139,665 million tonnes net CO₂-e emissions (2020-21).³²26.78 tonnes net CO₂-e per capita. (<i>Appendix A Datasets: Metric 1</i>)	Minister for Energy and Clean Economy Jobs
	The trajectory towards the targets will build on the investments and actions already taken, with priorities identified across five key sectors: <ul style="list-style-type: none">energytransportlandbuildingsindustry		
For further information please visit www.des.qld.gov.au and search for Queensland Climate Action.			
See <i>Appendix A: Datasets</i> for metrics.			

Queensland Energy and Jobs Plan (QEJP)	Minister for Energy and Clean Economy Jobs	
<p>The QEJP outlines the state's orderly pathway to transform the State's electricity system to deliver a clean, reliable and affordable power for generation. Released alongside the QEJP, the Queensland SuperGrid Infrastructure Blueprint (the Blueprint) outlines optimal infrastructure pathway to transform Queensland's electricity system.^{33,34} The QEJP has three focus areas:</p> <ol style="list-style-type: none"> 1. Clean energy economy: Build a clean and competitive energy system for the Queensland economy and industries as a platform for accelerated growth. 2. Empower households and businesses: Deliver affordable energy for households and businesses to support more rooftop solar and batteries. 3. Secure jobs and communities: Drive better outcomes for workers and communities as partners in the energy transformation. <p>Specific QEJP initiatives include:</p> <ul style="list-style-type: none"> • The Queensland Renewable Energy and Hydrogen Jobs Fund will deliver publicly owned renewables, storage and network investments³⁵ • The Job Security Guarantee Fund and Energy Workers' Charter, will support workers in publicly owned coal-fired power stations by ensuring they have a secure future, choices and clear employment pathways and opportunities^{33,36} • Investing \$90 million in two new apprentice training hubs for critical skills that will be needed in the energy transformation in Gladstone and Townsville. A \$200 million Regional Economic Futures Fund (REFF) to support economic and community development initiatives.^{37,38} 	<p>Targets:</p> <ul style="list-style-type: none"> • 50% renewable energy by 2030.⁴⁰ • 70% renewable energy by 2032.⁴⁰ • 80% renewable energy by 2035.⁴⁰ <p>As part of QEJP implementation, by 2035, Queensland's electricity system is likely to include:</p> <ul style="list-style-type: none"> • 25 GW of new and existing large-scale wind and solar.³⁴ • Two new pumped hydro projects designed to deliver up to 7 GW of long duration storage, focused on:³⁴ <ul style="list-style-type: none"> • Borumba Pumped Hydro Energy Storage, a 2,000 megawatt (MW) pumped hydro energy storage facility expected to deliver long duration energy storage needed for a reliable, renewable energy system⁴¹ • Pioneer-Burdekin Pumped Hydro Energy Storage, the Queensland Government has announced the commencement of detailed design and cost analysis for a potential 5-gigawatt pumped hydro energy storage (PHES) facility in the western Pioneer Valley.⁴² • Approximately 3 GW of low to zero emissions gas generation for periods of peak demand and backup security.³⁴ • Grid capacity supporting 11 GW of rooftop solar and approximately 6 GW of batteries in homes and businesses.³⁴ • Approximately 200km of new high voltage transmission infrastructure.⁴³ 	

Policy response	Strategies and goals	Targets and outcomes	Responsible minister
	<p>As part of the QEJIP, policy commitments have been made to:</p> <ul style="list-style-type: none">• Prepare legislation to establish the government's renewable energy targets in law³⁹• Convert all publicly owned coal-fired power stations into clean energy hubs by 2035.³³ <p>For further information please visit www.epw.qld.gov.au and search for Queensland Energy and Jobs Plan.</p>	<p>Outcomes:</p> <ul style="list-style-type: none">• 26% renewable energy as percentage of total energy consumed in Queensland in 2022-23.⁴⁴ (2021-22: 21.4% <i>Appendix A: Datasets</i> Metric 5)• The <i>Energy (Renewable Transformation and Jobs) Bill 2023 (Qld)</i> was introduced to Queensland Parliament on the 24th October 2023. The bill proposes to establish key commitments from the Plan in law, create the infrastructure frameworks needed to build the SuperGrid, and establish the governance and advisory arrangements needed for a smooth, coordinated transformation.^{45,46,47}• During 2022-23, \$ 2.7 billion was allocated from the Queensland Renewable Energy and Hydrogen Jobs Fund, including:⁴⁴<ul style="list-style-type: none">• \$563.5 million for CS Energy's wind investments in Central Queensland⁴⁴• \$330 million for CleanCo's 250 MW Swanbank Battery^{44,48}• \$85.5 million for CS Energy's 400 MW Brigalow Hydrogen ready Gas Peaking Plant^{44,49} <p>See <i>Appendix A: Datasets</i> for metrics.</p>	
CopperString 2032	<p>CopperString 2032 project is 1,100km of new electricity transmission line from Townsville to Mount Isa that will connect Queensland's North West Minerals Province (NWMP) to the North Queensland Renewable Energy Zone (NOREZ) and the National Electricity Market.^{50,51}</p> <p>The overall project has a budget of \$5 billion and includes:⁵¹</p> <ul style="list-style-type: none">• 500 kilovolt (kV) transmission line from just south of Townsville to Hughenden• 330kV transmission line from Hughenden to Cloncurry• 220kV transmission line from Cloncurry to Mount Isa• up to six new substation sites.	<p>Target:</p> <ul style="list-style-type: none">• The project is expected to be completed by 2029.⁵¹ <p>Outcomes:</p> <ul style="list-style-type: none">• Powerlink is progressing early works on the project in 2023 ahead of construction commencing in 2024.⁵²	<p>Minister for Energy and Clean Economy Jobs</p> <p>Minister for State Development and Infrastructure, Minister for Industrial Relations and Minister for Racing</p>

Queensland's Clean Energy Workforce Roadmap sets out the pathway to help create a skilled, job-ready workforce to deliver Queensland's clean energy transformation. It is supported by the Future Energy Jobs Guide, which comprehensively outlines job opportunities and career pathways available to existing workers and school students.⁵³ The Clean Energy Workforce Roadmap is an action in the Queensland Workforce Strategy and builds on actions in the Hydrogen Industry Workforce Development Roadmap 2022-2032, which supports workforce development for the renewable hydrogen industry now and into the future

Targets:

- | | |
|--|--|
| <ul style="list-style-type: none">• Piloting of Mobile Regional Energy Jobs Hubs, facilitated by Regional Project Coordinators, within the Queensland Renewable Energy Zone (REZ) regions to connect local workers with industry and relevant training providers and support small businesses to access clean energy opportunities.⁵³• Establish a Renewable Energy Gateway to Industry Schools program, targeting over 30 schools, to engage students in clean energy related learning opportunities, career information and training pathways.⁵³• A skills academy as part of Stanwell's Future Energy Innovation and Training Hub in Rockhampton.⁵³• Co-funding of up to 20 places in Engineers Australia Global Engineering Talent Pilot Program for future clean energy related positions.⁵³• \$12.45 million to build hydrogen and renewable energy training facility for training in renewable energy such as hydrogen, solar and wind at the Bohle Trade Training TAFE in Townsville. Scheduled for completion December 2023.⁵³ | <p>Minister for Employment and Small Business and Minister for Training and Skills Development</p> <p>Minister for Energy and Clean Economy Jobs</p> |
|--|--|

Policy response	Strategies and goals	Targets and outcomes	Responsible minister
		<ul style="list-style-type: none"> \$40 million to deliver the Eagle Farm TAFE Robotics and Advanced Manufacturing Centre project that will provide for specialist trade training, including facilities for advanced manufacturing and robotics, process instrumentation, telecommunications and renewable technologies training. Scheduled for completion in later half of 2024.⁵³ 	
		<p>Outcomes:</p> <ul style="list-style-type: none"> \$20 million for Stage 2 upgrades to the industry led Queensland Apprenticeships Centre, featuring a new Hydrogen Training Centre of Excellence at Beenleigh. Completed in September 2022.⁵³ \$17 million to build the Pinkenba Renewable Energy Training Facility. Completed in September 2022.⁵³ 	
Queensland's Zero Emission Vehicle Strategy ³	<p>Queensland's Zero Emission Vehicle Strategy 2022–2032 (ZEV Strategy) and Queensland's Zero Emission Vehicle Action Plan 2022–2024 (Action Plan) were released in 2022, outlining key initiatives and actions that will shift Queensland to Zero Emission Vehicles (ZEVs) and lower transport emissions.^{54, 55}</p> <p>The strategy details:</p> <ul style="list-style-type: none"> removing barriers to enable all Queenslanders, communities and industries, to access and benefit from ZEVs over the next 10 years. supporting the uptake and development of ZEV technologies in Queensland and build industry and supply capability, how to strategically integrate ZEV technology into the energy system and the built environment in a way that benefits all Queenslanders. <p>In addition, the Qfleet Electric Vehicle Transition Strategy 2023–2026 sets out the strategy for transitioning Queensland Government's fleet to EV.⁵⁶</p> <p>For further information please visit www.qld.gov.au and search for Queensland's Zero Emission Vehicle Strategy.</p>	<p><i>ZEV Strategy</i></p> <ul style="list-style-type: none"> Target: 50% of new passenger vehicle sales to be zero emission by 2030, moving to 100% by 2036.⁵⁷ Target: Every new TransLink funded bus to be zero emissions from 2025 in South East Queensland and from 2025-2030 across regional Queensland.⁵⁷ <i>Queensland Electric Super Highway (QESH)</i> Target: Once fully delivered, the QESH network will consist of more than 54 fast charging locations.⁵⁸ Outcome: 44 fast charging stations have been delivered as part of the QESH.⁵⁸ <i>Queensland Electric Vehicle Charging Infrastructure Co-fund Scheme</i> Target: Public-private co-funding and construction of 46 new public fast charging sites across the state, in addition to the QESH.⁵⁹ Outcome: 5 co-fund recipients confirmed, and the first public co-fund EV charging site has been delivered with all 46 sites to be delivered progressively by end of 2024.⁵⁹ <i>Queensland Zero Emission Vehicle Rebate Scheme</i> Target: The scheme provides eligible Queenslanders rebates of up to \$6000 and businesses up to \$3000 for eligible new Zero Emission Vehicles purchased from 21 April 2023.⁶⁰ Outcomes: Government has committed to \$45 million to the rebate scheme to be offered until funding is exhausted. Remaining scheme funding (as at 1 November 2023): \$28,845,000.⁶⁰ Outcomes: Contributing to the Queensland's Government commitment to support electric vehicle uptake and contribute to emissions targets.⁶¹ <i>Qfleet Electric Vehicle Transition Strategy</i> Target: 100% of eligible Qfleet passenger vehicles to be zero emission by 2026⁵⁴ Outcomes: As at 30 June 2023, Qfleet had transitioned 30.7% of eligible vehicles to zero emission vehicles.⁶² 	<p>Minister for Transport and Main Roads and Minister for Digital Services</p> <p>Minister for Energy and Clean Economy Jobs</p>

³ *Zero Emission Vehicles* refers to zero exhaust emissions while driving.

Policy response	Strategies and goals	Targets and outcomes	Responsible minister
Environmental sustainability for households and businesses, helping to manage demand for electricity	The Queensland Government has introduced several initiatives to support households and business transition to a low-carbon economy. These include:	<i>Queensland Business Energy Saving and Transformation (QBEST) Program</i>	Minister for Energy and Clean Economy Jobs
	<i>Queensland Business Energy Saving and Transformation (QBEST) Program</i> : provides rebates of up to \$12,500 to eligible small and medium-sized Queensland businesses to install energy-efficient equipment. ⁶³	<ul style="list-style-type: none"> Outcome: First-round applications are now open for QBEST Rebates.⁶⁹ 	
	<i>Queensland Building Plan (QBP)</i> : guides change to policy and legislation that create a safer, fairer and more sustainable building industry. Specifically, Action 6.6 Help Queensland deliver a zero-net emissions target by 2050 by driving the national agenda to improve sustainability performance by updating the National Construction Code (NCC). ⁶⁴ For further information please visit www.qld.gov.au and search for Building laws and standards.	<i>Queensland Building Plan</i> <ul style="list-style-type: none"> Target: Increased residential energy efficiency standards for new houses and units under the NCC 2022 to require:^{70,71,72} <ul style="list-style-type: none"> 7-stars (out of 10) for the building shell (up from 6-stars), and a new 'whole-of-home' energy budget for a dwelling's major fixtures and any on-site renewable energy e.g. solar photovoltaic (PV) system 	Minister for Agricultural Industry Development and Fisheries and Minister for Rural Communities
	<i>Digital Electricity metering</i> : all new and replacement electricity meters installed in homes are digital meters and are now the standard electricity metering system. They provide more accurate and more up-to-date information on usage patterns to consumers. ⁶⁵	<ul style="list-style-type: none"> Outcome: The State of Queensland is adopting the residential energy efficiency standards as part of the update of the NCC 2022. (This forms part of the Modern Homes standards, along with liveable housing design.^{73,74} Outcome: Liveable housing design standards were introduced with NCC 2022 to improve access and function of new houses and units. 	
	<i>ecoBiz</i> : provides free personal coaching, site surveys, training and tools to small and medium sized businesses to help them improve resource efficiency, environmental sustainability and reduce operating costs. ^{66,67}	<i>Digital Electricity metering</i> : <ul style="list-style-type: none"> Target: A target of 100 per cent penetration of smart meters by 2030.³⁴ Outcome: Approximately 39% of Ergon Retail customer premises now have digital metering.⁷⁵ 	
	<i>Climate Smart Energy Savers</i> : provides rebates of between \$300 and \$1,000 for the replacement of old appliances with 4 star-rated (or higher) appliances and hot water systems. Eligible appliances must be purchased and installed on or after the program commencement date and on or before the closure date to be eligible for a rebate. ⁶⁸	<i>ecoBiz</i> : <ul style="list-style-type: none"> Outcome: Over 1,000 businesses registered with 90% of businesses recorded an increase in productivity and savings.⁶⁶ Outcome: On average, participants in the program saved: 19% on their electricity costs, 31% on their water costs and 39% on their waste management costs.^{76,77} 	
	For further information please visit www.qld.gov.au and search for Climate Smart Energy Savers.	<i>Climate Smart Energy Savers</i> <ul style="list-style-type: none"> Outcome: Climate Smart Energy Savers applications are open for eligible Queenslanders who replace old appliances with 4 star-rated (or higher) energy-efficient appliances and hot water systems.⁷⁸ 	

Low Emissions Investment Partnership (LEIP)	<p><i>Low Emissions Investment Partnerships</i> (LEIP) program is designed to reduce emissions to support the State of Queensland's targets of a 30% emissions reduction on 2005 levels by 2030, and net zero by 2050. The \$520 million program will accelerate least cost emissions reductions and capitalise on collaborative opportunities, with partnerships through bilateral agreements and co-investment in established emission reduction strategies. The focus will be on reducing the emissions from the state's largest emitting facilities, with initial concentration on the metallurgical coal industry.⁷⁹</p> <p>The objectives of the LEIP program are to:</p> <ul style="list-style-type: none"> • Fast-track emissions reductions with a preference for abatement that exceeds safeguard mechanism requirements and is delivered before 2030. 	<p>Target:</p> <ul style="list-style-type: none"> • Support the mining industry to attract private sector investment and Australian Government funding into low emissions projects, delivering a step-change in emissions reduction and supporting strong regions.⁷⁹ <p>Deputy Premier, Treasurer and Minister for Trade and Investment</p>
---	--	--

Policy response	Strategies and goals	Targets and outcomes	Responsible minister
Queensland Low Emissions Agriculture Roadmap 2022–2032	<ul style="list-style-type: none"> • Increase resource optimisation and maximise the beneficial use of gas resources. • Maximise economic opportunities and workforce development in regional Queensland. • Develop low emissions knowledge within the sector and diffuse low emissions technology in Queensland. 		
	<p>The roadmap will assist Queensland agribusinesses and the broader supply chain to lower their greenhouse gas (GHG) emissions without impacting the supply of food and fibre. This roadmap seeks to support industries in the agriculture sector to set and deliver against their targets, with actions identified across five pathways.⁸⁰</p> <ul style="list-style-type: none"> • Livestock emissions • Cropping and horticulture emissions • On-farm energy opportunities • Carbon farming and landscape management • Regions and supply chains. 	<p>Outcomes:</p> <p>The Queensland Government has partnered with AgForce and the Queensland Farmers' Federation to develop the roadmap, 'which will evolve as the needs and ambitions of partners change. This process will ensure the roadmap remains current and relevant to the sector.'⁸⁰</p>	Minister for Agricultural Industry Development and Fisheries and Minister for Rural Communities
Reducing emissions from government operations	<p>The government is undertaking several emissions reductions initiatives including:</p> <ul style="list-style-type: none"> • Establishment of an Office of Hospital Sustainability within the Department of Health. This office will be responsible for implementing the emissions reduction plans as well as:^{81,82} <ul style="list-style-type: none"> • setting benchmarks and targets for environmental sustainability in Queensland Health • investment in green/sustainable infrastructure for hospitals • review of procurement policies and practices to manage waste and procure environmentally sustainable products in a hospital setting. • providing advice and support on managing the effects of climate change on Queensland's healthcare system. <p><i>Department of Transport and Main Roads (TMR)</i></p> <ul style="list-style-type: none"> • <i>Building sustainable roads:</i> Using recycled materials has the potential to deliver significant benefits including cost savings, reducing landfill, protecting the environment, network performance, circular economy and reducing emissions.⁸³ • <i>Building Waste 2 Resource (W2R) Strategy:</i> The W2R Strategy sets the strategic direction and intent to minimise waste and achieve a more sustainable use of resources across the department. The W2R Strategy sits under TMR's Environmental Sustainability Policy⁸⁴ • <i>Light Emitting Diode (LED) lighting replacement project:</i> TMR is replacing obsolete road lights with high performing Light Emitting Diode (LED) luminaires as well as Smart Light Control units.⁸⁵ 	<p>Outcomes:</p> <ul style="list-style-type: none"> • In total, energy efficiency and emissions reduction initiatives have reduced Queensland Health's carbon emissions output by around 60,000 tonnes of CO₂ equivalent each year.^{86,87} • 2 million m² of pavement has been recycled using Hot-in-place asphalt recycling (HIPAR).⁸⁸ • W2R Plan Tender Schedule S12 – a new tender schedule that requires tenderers to submit details of the quantities of recycled materials that they propose to use. It is a prompt for tenderers to consider the use of recycled materials and to provide continuous feedback to TMR about market conditions.⁸⁴ • W2R Calculator – allows TMR to utilise data to monitor uptake and trends of recycled materials, resource efficiency and waste reduction.⁸⁴ • The W2R Annual report provides greater detail on how TMR is managing waste. E.g. Total waste generated by TMR in 2021/2022 was 685,309 tonnes, of which 85% was diverted (reused or recycled) and 15% was disposed to landfill.⁸⁹ <p><i>Light Emitting Diode (LED) lighting replacement project:</i></p> <ul style="list-style-type: none"> • In 2022–23, the government replaced 6,288 obsolete road lights with high performing Light Emitting Diode (LED) luminaires as well as installing 7,234 Smart Light Control units.⁸⁵ • More than 25,521 have been installed since delivery commenced in 2017.⁸⁵ 	<p>Minister for Health, Mental Health and Ambulance Services and Minister for Women</p> <p>Minister for Energy and Clean Economy Jobs</p> <p>Minister for Transport and Main Roads and Minister for Digital Services</p>

Policy response	Strategies and goals	Targets and outcomes	Responsible minister
Resource Recovery	<p>The Queensland Government has developed a comprehensive Waste Management and Resource Recovery Strategy which aims to promote more sustainable waste management practices that reduce the amount of waste produced by business, industry and households.⁹⁰</p> <p>Queensland's Resource Recovery Industries 10-Year Roadmap and Action Plan provides a framework to accelerate this transition and develop Queensland's resource recovery industries.^{91,92}</p> <p>In 2021 the Queensland Government announced a 10-year \$2.1 billion waste and resource recovery package, including a \$1.1 billion Recycling and Jobs Fund that will support infrastructure and non-infrastructure priorities to facilitate the recovery of more resources from waste, enable the transition to the circular economy and continue to ensure households are not directly impacted by the waste levy.⁹³</p>	<p>Targets (for 2050):</p> <ul style="list-style-type: none"> 25% reduction in household waste vs 2018 baseline.⁹⁰ 90% of waste is recovered and does not go to landfill vs 2018 baseline.⁹⁰ 75% recycling rates across all waste types vs 2018 baseline.⁹⁰ <p>Outcomes:</p> <ul style="list-style-type: none"> Implementation of regional waste management plans, provide an investment blueprint to support improved waste management and resource recovery practices and transition to a circular economy.⁹⁴ Single-use plastic items bans: Queensland has banned the supply of numerous single-use plastic items to tackle plastic pollution.⁹⁵ The Queensland Recycling Modernisation Fund (QRMF) is being delivered in partnership with the Australian Government, to fund projects that improve the sorting, processing, recycling and remanufacturing of waste materials.⁹⁶ The Regional and Remote Recycling Modernisation Fund (RRRMF), also co-funded with the Australian Government, provided grants of up to \$500,000 for local governments and their industry partners to improve the viability of sorting, processing, recycling or re-manufacturing of waste in regional Queensland.⁹⁷ The Recycling Enterprise Precincts Guideline and Location Strategy have been published to increase economic opportunities and help facilitate industrial land growth. Since the launch of the roadmap in August 2019, 46 business and local government projects have received funding diverting 1.41 million tonnes of waste per annum from landfill, delivering an additional \$255 million in capital investment and creating more than 468 jobs across Queensland.⁹⁸ 	<p>Minister for State Development and Infrastructure, Minister for Industrial Relations and Minister for Racing</p> <p>Minister for the Environment and the Great Barrier Reef and Minister for Science and Innovation</p>

See *Appendix A: Datasets* for metrics.

A more sustainable Games - Infrastructure delivery for the Brisbane 2032 Olympic and Paralympic Games	Games delivery partners will implement best practice industry standards in the planning, design and delivery of resilient, resource efficient, sustainable and inclusive Games infrastructure. ⁹⁹		
	<p>A more sustainable Games will focus on delivering lasting legacies and help accelerate progress towards sustainability objectives, including emissions reduction.</p> <p>To help make the Games more sustainable and upholding a strong commitment to climate action, carbon management strategies will include:</p> <ul style="list-style-type: none"> • minimising the Games' carbon footprint as much as possible • continuously improving emissions forecasting and measurement to support evidence-based decision making • promoting shared responsibility and delivering verifiable climate friendly outcomes for Queensland and Australia. <p>This is supported by the Q2032 Procurement Strategy and Elevate 2042.^{100,101}</p>	<p>Targets:</p> <ul style="list-style-type: none"> • Brisbane 2032 will achieve a more sustainable Games in accordance with the IOC agreed definition.⁹⁹ • Minimising the Games' carbon footprint as much as possible.¹⁰² <p>Brisbane 2032 Future Host Questionnaire response outlines the Queensland Government and Games Delivery Partners' commitments related to Brisbane 2032 'green building' standards for infrastructure. This includes:⁹⁹</p> <ul style="list-style-type: none"> • All new vertical infrastructure projects or significant upgrades will target 6 star (world leadership) Green Star for Buildings ratings from the Green Building Council of Australia (GBCA), where relevant. • All new linear infrastructure or significant upgrades target an Infrastructure Sustainability (IS) rating of excellent or greater from the Infrastructure Sustainability Council of Australia (ISCA). • As part of the Green Star and IS rating approach, capital programmes will target zero net waste and 100% renewable electricity and fuel use for construction phases and deliver assets that achieve the same in operation. 	<p>Minister for State Development and Infrastructure, Minister for Industrial Relations and Minister for Racing</p> <p>Minister for Energy and Clean Economy Jobs</p>

Policy response	Strategies and goals	Targets and outcomes	Responsible minister
Community Sustainability Action grants (Round 6 & 7 Community Climate Action)	<p>The Community Sustainability Action grants provide funding to eligible community groups and individuals for innovative projects which seek to address climate change, conserve Queensland's natural and built environment and protect unique wildlife.¹⁰³</p> <p>Previous rounds have included funding for environmental conservation, koalas, threatened species, wildlife carers and heritage conservation.</p>	<p>Targets:</p> <ul style="list-style-type: none"> Grants of up to \$100,000 (excluding GST) provided for projects that enable community organisations to reduce emissions, boost renewables and reduce energy bills that come with running facilities and services.¹⁰³ <p>Outcomes:</p> <ul style="list-style-type: none"> As at 12 July 2023, 759 projects have been allocated funding under the Community Sustainability Action grant program.¹⁰³ Details on projects recipients can be found online.¹⁰⁴ A total of 107 community climate action projects were funded under Rounds 6 & 7 of the Community Sustainability Action Grants¹⁰³ 	<p>Minister for the Environment and the Great Barrier Reef and Minister for Science and Innovation</p> <p>Minister for Energy and Clean Economy Jobs</p>
Implement adaptation and resilience measures to manage physical risk			
Queensland Climate Adaptation Strategy / Sector Adaptation Plans	<p>The <i>Queensland Climate Adaptation Strategy</i> and the <i>Sector Adaptation Plans</i> outlines actions to support adaptation outcomes for the community, local governments, key sectors and systems and the Queensland Government.^{105,106}</p>	<p>Outcomes:</p> <p>Specific sector plans have been published for:¹⁰⁶</p> <ul style="list-style-type: none"> Human Health and Wellbeing Climate Change Adaptation Plan (H-CAP) Built Environment and Infrastructure Sector Adaptation Plan (BE&I SAP) Building a resilient tourism industry: Queensland tourism climate change response plan (Tourism SAP) Agriculture Sector Adaptation Plan (Ag SAP) Biodiversity and Ecosystems Climate Adaptation Plan (B&E CAP) Small and Medium Enterprise Sector Adaptation Plan (SME SAP) Emergency Management Sector Adaptation Plan (EM SAP) 	Minister for Energy and Clean Economy Jobs

Long Paddock	<p>The Long Paddock is a Queensland Government initiative that provides climate information to the community. The site provides access to rainfall and pasture outlooks and decision support tools to support land management decision making and planning for land holders, education, consultants and extension officers.</p> <p>The Long Paddock website is operated by the Science and Technology Division of the Queensland Department of Energy and Climate with support from the Queensland Department of Agriculture and Fisheries (DAF).¹⁰⁷</p>	<p>Outcomes:</p> <p>Long Paddock includes information on:¹⁰⁷</p> <ul style="list-style-type: none"> • Drought Declarations • Drought & Climate Adaptation • Southern Oscillation Index (SOI is used to assess the strength of the El Niño Southern Oscillation phenomenon) • Climate Outlooks, Weather & Fire • Scientific Information for Land Owners (SIL O) (Provides daily meteorological datasets in ready-to-use formats suitable for biophysical modelling, research and climate applications.) • AussieGRASS Rainfall / Pasture • FORAGE (Grazing science for property management) • Queensland Future Climate • Australia's Variable Rainfall 	<p>Minister for the Environment and the Great Barrier Reef and Minister for Science and Innovation</p> <p>Minister for Energy and Clean Economy Jobs</p>
--------------	---	--	--

Policy response	Strategies and goals	Targets and outcomes	Responsible minister
Drought and Climate Adaptation Program (DCAP)	The DCAP assists agricultural producers to better manage the impact of drought and climate change. Through the program, climate scientists, government and non-government agencies, producers and industry leaders collaborate to help producers better manage the financial risks associated with climate change through improved forecasting, tools and other activities. ¹⁰⁸	<p>Outcomes: Examples of DCAP projects include:</p> <ul style="list-style-type: none"> Delivering the Long-Term Carrying Capacity report, providing Pasture Growth Alerts and access to the MyFORAGE Platform.¹⁰⁹ The Farm Business Resilience Program.¹¹⁰ The Northern Australia Climate Program, improving management of climate variability in the grazing industry across northern Australia.¹¹¹ 	Minister for Agricultural Industry Development and Fisheries and Minister for Rural Communities
Resilient Homes Fund	<p>The Queensland and Australian Governments developed the Resilient Homes Fund to help Queenslanders across 39 local government areas whose homes were impacted by the 2021-2022 floods. The aim of the program is to help as many Queenslanders as possible with the funding available. It includes several programs including:</p> <ul style="list-style-type: none"> <i>Resilient Retrofit program</i>, provides funding to repair (enhance resilience) or retrofit homes.¹¹² <i>Home Raising program</i>, provides funding to raise homes to reduce impacts of future flood events.¹¹³ <i>Home Buy-Back program</i>, the Voluntary Home Buy-Back provided funding to councils to buy-back homes at risk of severe and frequent flooding.¹¹⁴ <i>Industry and community education</i> program is an integral component of the RHF aimed at supporting homeowners to understand their flood risk and better understand what they can do to mitigate/reduce their risk.¹¹⁵ <i>Demolish and rebuild or relocate</i>, in limited circumstances, homeowner may be eligible for financial assistance to demolish and rebuild home or relocate an area of a home above the assessed flood level.¹¹⁶ 	<p>Outcomes: More than 6,500 homeowners registered for the Resilient Homes Fund, prior to registrations closing on 30 July 2023.¹¹⁷</p> <p>In relation to the Voluntary Home Buy-Back (VHBB) program, as at end-August 2023:</p> <ul style="list-style-type: none"> More than 610 offers were accepted for VHBB. More than 460 homes have now been settled for VHBB under the Resilient Homes Fund. Over 190 homes have been demolished or removed. <p>In relation to the Resilient Retrofit, Home Raising and Demolish and build or locate programs, as of mid-November 2023:</p> <ul style="list-style-type: none"> Over 4,800 home assessment reports were issued.¹¹⁸ In August 2023, it was announced that up to 1,000 additional homeowners could now be eligible to access additional funding to raise their homes above flood level, where previously they had only been eligible und under the resilient retrofit option.¹¹⁹ Continued delivery of the Resilient Homes Fund, jointly funded (50:50) by the Queensland and Australian governments, with approximately 5,000 active registrations of interest received and more than 90% of home assessment completed.¹¹⁸ 	<p>Fire and Disaster Recovery and Minister for Corrective Services</p> <p>Minister for Housing, Local Government and Planning and Minister for Public Works</p>

Disaster management	<p>Queensland's disaster management arrangements are based on partnerships between the community and groups at the local, district, state and Commonwealth levels to deliver coordinated, cooperative and integrated outcomes. Each level within the arrangements is enabled by disaster management groups working collaboratively to deliver effective disaster management within Queensland.</p> <p><i>Queensland State Disaster Management Plan (QSDMP)</i>¹²⁰</p> <p>The QSDMP establishes the overarching state framework, arrangements and practices that enable current and future disaster management in Queensland. It includes guidance for disaster management stakeholders through the provision of commentary and directions to supporting documents such as plans, strategies, or guidelines.</p>	<p>Outcomes:</p> <p><i>Queensland State Disaster Management Plan (QSDMP)</i></p> <ul style="list-style-type: none"> Warnings information is available across: Storm, flood and cyclone warnings, Weather and information warnings, Local Government disaster dashboards, Bushfire warnings and Extreme heatwave warnings.¹²⁵ Plans are available including Local Disaster Management Plans and Resources, District Disaster Management Plans, State Disaster Management Plans and applicable National Plans.¹²⁶ <p><i>Queensland Recovery Plan</i></p> <ul style="list-style-type: none"> The Queensland Recovery Plan describes the arrangements for transition from response to recovery - highlighting the roles and responsibilities of the State Recovery Policy and Planning Coordinator and the State Recovery Coordinator and the functional recovery groups - to assist disaster impacted communities achieve optimum recovery outcomes. 	<p>Minister for Fire and Disaster Recovery and Minister for Corrective Service</p> <p>Minister for Fire and Disaster Recovery and Minister for Corrective Services</p> <p>Minister for Police and Community Safety</p>
---------------------	--	--	--

*Queensland Recovery Plan*¹²¹

The Queensland Recovery Plan, a sub-plan to the QSDMP, outlines recovery requirements for operations, planning and arrangements at the local, district and state level. It drives a collaborative and coordinated approach across all functions of recovery, all levels of government and the whole community and ensures recovery operations are appropriate to the scale of the disaster event.

*Queensland Strategy for Disaster Resilience 2022-27 (QSDR)*¹²²

The QSDR is a five-year strategy to strengthen disaster resilience in Queensland promotes a systems approach to resilience, connecting agencies and sectors to deliver improved resilience outcomes for Queensland.

*Queensland Emergency Risk Management Framework (QERMF)*¹²³

Roles and responsibilities are outlined by the State Disaster Management Plan (SDMP). Queensland Fire and Emergency Services (QFES) is responsible for state- wide disaster risk assessments. Through the development and maturation of the QERMF, Queensland's endorsed approach to disaster and emergency risk management, QFES seeks to uphold international best practice as championed by:

- The United Nations Office for Disaster Risk Reduction (UNISDR).
- The Global Facility for Disaster Reduction and Recovery (GFDRR).
- The Sendai Framework for Disaster Risk Reduction.

*Tropical cyclones Preparedness*¹²⁴

The Queensland Fire and Emergency Service provides guidance to Queenslanders on how to prepare and act when a cyclone is imminent, when it strikes and what to do afterwards.

- The Queensland Recovery Plan promotes the enhancement of resilience through recovery and provides information and guidance to stakeholders on the governance, planning and operational issues relating to disaster recovery for all hazards.

Queensland Strategy for Disaster Resilience 2022-27 (QSDR)

- As the state's lead agency for disaster recovery, resilience, and mitigation policy, QRA developed and launched the QSDR.
- The QSDR aims to embed resilience activities into business as usual and mandates the need for collaboration across stakeholders to ensure the four objectives, 19 strategic commitments and 52 actions are clearly outlined with agreed responsible lead agencies for delivery.
- QRA delivered the Queensland Government's voluntary commitment under the United Nations Office for Disaster Risk Reduction Sendai Framework to establish Regional Resilience Strategies to ensure every region in Queensland is now part of a locally led, regionally coordinated and state facilitated blueprint to strengthen disaster resilience.¹²⁷
- The Regional Resilience Strategies are supported by detailed local resilience action plans for councils that guide implementation of resilience actions over time aligned with potential investment pathways.

Queensland Emergency Risk Management Framework (QERMF)

- In line with the [*Disaster Management Act 2003*](#) ([*Qld*](#)), the Queensland Government makes available disaster management information. The Disaster Management website includes information around State level risk assessments, warnings, planning and education.¹²⁸
- State level hazard risk assessments are available, including the 2021-22 State Disaster Risk Report (SDRR) and the Severe Wind Hazard Assessment for Queensland (SWHA-Q) which were published in August 2022. A collaborative follow-on project from the SWHA-Q, the Severe Wind Hazard Assessment for South-East Queensland (SWHA-SEQ) was completed in partnership with six local governments in South-East Queensland, other Queensland Government departments and the insurance and research sector.¹²⁹

Tropical cyclones Preparedness

- QFES has developed a Tropical Cyclones Preparedness Guide.¹³⁰

Disaster Recovery Funding Arrangements (DRFA)	In certain situations, the Queensland Government will enter into Disaster Recovery Funding Arrangements (DRFA) ¹³¹ with the Commonwealth Government. The DRFA is joint Australian Government and State Government funding, providing financial assistance to help communities recover from eligible disasters. ¹³² The Australian Government and Queensland Government funding split for the DRFA is: ¹³³	Outcomes:	Minister for Fire and Disaster Recovery and Minister for Corrective Services
	<ul style="list-style-type: none"> Categories A and B – up to 75% Commonwealth and 25% State Category C – 50% Commonwealth and 50% State funding Category D – funding split is agreed to when the measure is approved. 	<ul style="list-style-type: none"> QRA has provided recovery guidance, assistance, and support to 57 local government areas activated under DRFA for the seven events that impacted the State in the 2022–23 disaster season¹³⁶ QRA coordinated delivery of a disaster recovery and resilience program valued at \$7.2 billion, comprising works from 32 disaster events across 2019–20 to 2022–23.¹³⁷ The DRFA provides financial assistance to help communities recover from eligible disasters.¹³⁸ 	

Policy response	Strategies and goals	Targets and outcomes	Responsible minister
	<p>State funding for non-DRFA eligible disasters will continue to be administered under the State Disaster Relief Arrangements (SDRA), a wholly state funded program that may be activated for all hazards providing assistance to alleviate personal hardship and distress.¹³⁴</p> <p>The most recent exceptional circumstances package was established in relation to the 2022–23 Monsoon and Flooding events, which impacted 45 of Queensland's 77 local government areas. This includes extraordinary recovery grants for primary producers, small business and not-for profit organisations, as well as local recovery and resilience grants for councils, and a community mental health package.¹³⁵</p> <p>QRA is tasked with administering the DRFA and other disaster resilience funding, as well as:</p> <ul style="list-style-type: none"> managing and coordinating the Queensland Government's program of infrastructure renewal and recovery within disaster-affected communities working with state and local government partners to deliver best practice administration of public reconstruction and resilience funds, and working collaboratively with key stakeholders to reduce risk and bolster disaster preparedness. 	<ul style="list-style-type: none"> The SDRA provides assistance to alleviate personal hardship and distress due to disasters.¹³⁸ <p>The \$2.1 billion DRFA extraordinary assistance packages following the 2021–22 Rainfall and Flooding events continue to be delivered.</p> <p>In addition, the \$31 million Flood Risk Management Package will contribute to the following outcomes:¹³⁹</p> <ul style="list-style-type: none"> improved critical baseline data and information to inform flood studies and risk assessments increased flood intelligence to be better able to prepare for and respond to flooding events community awareness of their flood risk and the information and services available to them to manage their risks availability of fit-for-purpose data, information, flood studies, risk assessments and management strategies, consistent with the Queensland Flood Risk Management Framework, to enable informed local decision making prioritised future investment in flood risk management. 	

Embedding adaptation and resilience into government operations	Examples of adaptation and resilience practices being embedded into government operations and infrastructure include:	Outcomes:	
	<p>QCoast2100 2.0.¹⁴⁰</p> <ul style="list-style-type: none"> This initiative assists coastal government councils understand the risks from coastal erosion, storm tide inundation and sea level rise from climate change, finalise development of their <i>Coastal Hazard Adaptation Strategies</i> and to commence implementation of works and actions recommended in the strategy. 	<p>QCoast2100: 30 of 77 councils¹⁴⁵ are participating in the:</p> <ul style="list-style-type: none"> development of Coastal Hazard Adaptation Strategies¹⁴⁶ implementation of the Coastal Hazard Adaptation Strategies actions through on-ground works and activities¹⁴⁶ development of First Nations Coastal Hazard Studies.¹⁴⁷ 	<p>Minister for the Environment and the Great Barrier Reef and Minister for Science and Innovation</p> <p>Minister for Energy and Clean Economy Jobs</p>
	<p><i>Climate Change Risk Assessments for Infrastructure Projects</i></p> <ul style="list-style-type: none"> Department of Transport and Main Roads has published guidance on undertaking climate change risk assessments on major infrastructure projects. These assessments allow for the inclusion of adaptation measures in design development.¹⁴¹ 	<p><i>Climate Change Risk Assessments for Infrastructure Projects</i></p> <ul style="list-style-type: none"> Climate projections are used to identify hazards, or changes in hazards, that may affect an asset or organisation, and to identify the consequence and likelihood of that hazard or opportunity occurring. This aids network resilience by incorporating adaptive designs in project delivery.¹⁴¹ 	<p>Minister for State Development and Infrastructure, Minister for Industrial Relations and Minister for Racing</p>
	<p><i>Regional Resilience Strategies</i></p> <ul style="list-style-type: none"> Delivery of the Regional Resilience Strategies, ensuring every region across Queensland is part of a locally led and regionally coordinated blueprint to strengthen disaster resilience. The Regional Resilience Strategies are supported by detailed local resilience action plans for councils that guide implementation of resilience actions over time aligned with potential investment pathways.¹⁴² 	<p><i>Regional Resilience Strategies</i></p> <ul style="list-style-type: none"> Regional Resilience Strategies for 14 regions are available.¹⁴⁸ 	
	<p><i>Get Ready Queensland</i></p> <ul style="list-style-type: none"> Increased Queensland community awareness of disaster preparedness through the Get Ready Queensland campaign providing alerts and warnings, 	<p><i>Get Ready Queensland</i></p> <ul style="list-style-type: none"> Tools and information to help people prepare for, act during and act after disasters is available.¹⁴³ 	
		<p><i>Queensland Climate Resilient Councils</i></p> <ul style="list-style-type: none"> The program has developed a <i>Climate Risk Management Framework for Queensland Local Government</i>.¹⁴⁹ The program, provides a variety of resources to help consider climate risk within the Climate Risk Management Framework.¹⁵⁰ 	

Policy response	Strategies and goals	Targets and outcomes	Responsible minister
	<p>understanding of the risk and tools to help people prepare for, known what to do during and after disasters.¹⁴³</p> <p><i>Queensland Climate Resilient Councils</i></p> <ul style="list-style-type: none"> The Queensland Climate Resilient Councils (Q CRC) program works with Queensland local governments to deliver services and products that will strengthen staff and leadership team skills and capacity to plan for and respond to the challenges and opportunities arising from climate change.¹⁴⁴ 		Minister for Fire and Disaster Recovery and Minister for Corrective Services
Tourism industry adaptation and resilience	<p>The Department of Tourism and Sport is committed to driving sustainable growth of the tourism industry, recognising that climate change impacts, environmental degradation and consumer demands for environmental best practice are key risks to future growth and prosperity.</p> <p>Through the Queensland Government's <i>Towards Tourism 2032: Transforming Queensland's visitor economy</i> tourism industry strategy the Queensland Government is:¹⁵¹</p> <ul style="list-style-type: none"> supporting the development of a clear, sustainable and measurable pathway to net zero emissions for the tourism industry, being delivered through the Queensland Regional Tourism Network's Queensland Tourism Climate Action Project. assisting more tourism businesses to be resilient to natural disasters, including delivering the \$7 million Tourism Recovery and Resilience Package. <p>As part of the Tourism Recovery and Resilience Package, the Queensland Government is delivering an online platform to map tourism offerings in areas impacted by natural disaster events, with the aim of assessing natural disaster risk and identifying opportunities for tourism development to support future industry resilience.¹⁵²</p>	<p>Targets:</p> <p>Key priorities under <i>Queensland's Towards Tourism 2032: Transforming Queensland's visitor economy tourism industry strategy</i> include the delivery of:¹⁵¹</p> <ul style="list-style-type: none"> a clear industry pathway towards net zero emissions. sustainable and regenerative tourism practices that support communities and value the contribution visitors make to their environment and lifestyle. <p>Outcomes:</p> <ul style="list-style-type: none"> Commenced delivery of the Phase 1 Implementation Plan 2023-2025 to 'build and focus'.¹⁵¹ 	Minister for Tourism, and Sport
Investing in climate change opportunities			

The Queensland Critical Minerals Strategy	Queensland has many of the world's critical minerals (such as copper, cobalt and vanadium) essential for the technologies needed to transition energy systems and decarbonise local, national and global economies. Queensland's critical minerals will be needed to build the wind and solar farms and batteries to deliver on Queensland's target of 80 per cent renewable energy by 2035.	Targets:	Minister For Resources and Critical Minerals
<p>The Queensland Critical Minerals Strategy (QCMS) outlines the states' ambition to transform the state, national and global economy through the responsible use of Queensland's critical minerals, creating sustainable economic prosperity for Queensland.¹⁵³</p> <p>The QCMS has four key objectives:</p> <ul style="list-style-type: none"> • Move faster, smarter. • Maximise investment. • Build value chains. • Foster research and environmental, social and governance (ESG) excellence. 	<ul style="list-style-type: none"> • Work with community, First Nations peoples and industry to commence a coordinated place-based approach where projects are co-located in one regional area. Each zone will be unique, and government actions will be tailored according to geography, stakeholder priority and concerns, and the minerals targeted.¹⁵³ • Explore remaining mineralisation in mine waste for critical minerals by providing funding to assist companies to undertake drilling within tailings and waste-rock dumps and other activities on abandoned and operating mines sites. • Review the regulatory framework to facilitate reprocessing opportunities in mine tailings and waste rock which hold substantial mineral deposits and value including critical minerals. 		

Policy response	Strategies and goals	Targets and outcomes	Responsible minister
		<ul style="list-style-type: none"> • Profile and promote Queensland's critical minerals by developing an investor- focused portal and working with the Australian Government.¹⁵³ • Work with Treasury to deliver the Critical Minerals and Battery Technology Fund to support businesses across the whole critical minerals supply chain, with a focus on enhancing the extraction and processing of critical minerals and accelerating the development of battery technologies and production of precursor or advanced materials in Queensland. • Deliver \$8 million to research and development in circular economy and mining.¹⁵⁴ 	
		<p>Outcomes:</p> <ul style="list-style-type: none"> • Rent reduction for exploration – the Queensland Government has reduced the rent for new and existing exploration permits for minerals to \$0 for five years from 1 September 2023.¹⁵³ 	
		<p>Outcomes:</p> <ul style="list-style-type: none"> • The Queensland Government has delivered a range of actions through the Blueprint and Strategy Implementation Plan 2019-2021 to further strengthen the North West Queensland region and its communities.¹⁵⁷ • The Queensland Government developed a support package for mine workers affected by the closure of Glencore's Mount Isa Copper Operations and Lady Loretta Zinc Mine. The support package will include: <ul style="list-style-type: none"> • Up to \$30 million to accelerate development of resource projects in the North West Minerals Province. • Up to \$20 million, to be matched dollar-for-dollar by Glencore, for an economic structural adjustment package for Mount Isa and North West Queensland.¹⁵⁸ 	<p>Minister For Resources and Critical Minerals</p> <p>Minister for State Development and Infrastructure, Minister for Industrial Relations and Minister for Racing</p>
North West Minerals Province (NWMMP)	The NWMMP, some 375,000 square kilometres of North West Queensland encompassing towns such as Mount Isa, Cloncurry and Julia Creek, contains one of the world's richest deposits of critical minerals that are essential components for production of emerging technologies such as electric vehicles, renewable energy products, storage and low-emission power sources. ^{155,156}		

Queensland Hydrogen Strategy	The Queensland Hydrogen Industry Strategy aims to support a low emissions economy and create growth opportunities for new export markets. The Queensland Renewable Energy and Hydrogen Jobs Fund will facilitate future production and supply of renewable hydrogen for both domestic and export markets. ¹⁵⁹	Targets:	Minister for State Development and Infrastructure, Minister for Industrial Relations and Minister for Racing
<p>Introduction of new legislation - <i>The Gas Supply and Other Legislation (Hydrogen Industry Development) Amendment Act 2023 (Qld)</i> will mean Queensland's construction, operation and safety management of hydrogen projects and other renewable gas pipelines are well established – turning the industry into a powerhouse of opportunity for jobs, climate, and export potential.^{160,161}</p>	<ul style="list-style-type: none"> Supporting the Stanwell-Iwatani consortium to progress technical feasibility studies for the CQ-H2 renewable hydrogen export facility in Gladstone.^{162,163} Partnering with Fortescue Energy to deliver the Global Green Energy Manufacturing Centre near Gladstone. Fortescue Energy chose Gladstone, Queensland to establish Australia's first multi-gigawatt-scale electrolyser factory, with an initial capacity of 2 gigawatts per annum.¹⁶⁴ Supporting initiatives to facilitate private sector investment through the Hydrogen Industry Development Fund. The Fund is supporting renewable hydrogen technology projects in the transport sector and the integration of hydrogen production into wastewater treatment.¹⁶⁵ 	<p>Outcomes, include:</p>	Minister for Energy and Clean Economy Jobs

Policy response	Strategies and goals	Targets and outcomes	Responsible minister
		<ul style="list-style-type: none"> Funding from the Queensland Government's Hydrogen Industry Development Fund has been committed to the Hydrogen Park Gladstone project. The project will contribute to the state's renewable energy targets.¹⁶⁶ The Gas Supply and Other Legislation (Hydrogen Industry Development) Amendment Bill 2023 has been assented to.^{167, 168} The Queensland Government has signed an MOU with the Port of Rotterdam to collaborate on a hydrogen export supply chain.¹⁶⁹ 	
Biofutures 10-year Roadmap and Action Plan	The Queensland Biofutures 10-Year Roadmap and Action Plan aims for Queensland to be an Asia-Pacific hub in biomanufacturing and biorefining, enabling global efforts to decarbonise and build diverse local industrial capabilities. ¹⁷⁰	<p>Outcomes include:¹⁷¹</p> <ul style="list-style-type: none"> Signed a Memorandum of Understanding (MoU) with Qantas to collaborate on developing a sustainable aviation fuel (SAF) industry in Queensland. Signed a MoU with Ampol and ENEOS to investigate feedstock and using existing refinery infrastructure to generate up to 500 million litres of SAF and renewable diesel a year at Ampol's Lyton site. Attracted Oceania Biofuels \$500 million renewable diesel and SAF biorefinery to Gladstone. 	<p>Minister for State Development and Infrastructure, Minister for Industrial Relations and Minister for Racing</p> <p>Minister for Energy and Clean Economy Jobs</p>
Low Carbon Accelerator Program	Through the Low Carbon Accelerator Program, the Queensland Government works with entrepreneurs to accelerate the transition to a low carbon economy.	<p>Outcomes:</p> <ul style="list-style-type: none"> The 2022-23 program brought industry and government together to support entrepreneurs and innovators to develop market readiness of their low-carbon products and services. The projects address key decarbonisation challenges and support progress towards Queensland's emissions reduction targets.^{172, 173} Over a six-month period, the program worked with 22 companies delivering decarbonisation and low carbon solutions for Queensland.¹⁷³ 	Minister for the Environment and the Great Barrier Reef and Minister for Science and Innovation
Sustainable finance	Queensland Treasury Corporation (QTC) issues Green Bonds on behalf of the Queensland Government. QTC Green Bonds enable investors to support Queensland's pathway to a climate resilient and an environmentally sustainable economy. The net proceeds of QTC's Green Bonds may be notionally allocated against new, existing and ongoing eligible projects and assets that have an environmental benefit associated with the State of Queensland. ¹⁷⁴	<p>Outcomes</p> <ul style="list-style-type: none"> QTC has an eligible project and asset pool of circa A\$16.83 billion, of which circa A\$10.55 billion of Green Bond proceeds have been allocated as at 31 May 2023.¹⁷⁵ QTC issued A\$3.0 billion of a new 2033 maturity CBI certified Green Bond on 2 March 2023. This bringing QTC's total number of Green Bond lines on issue to five.¹⁷⁴ 	Deputy Premier, Treasurer and Minister for Trade and Investment
QTC's Green Bonds are issued in accordance with QTC's Green Bond Framework, and either, the Climate Bonds Initiative (CBI) Climate Bonds Standard or the International Capital Market Association (ICMA) Green Bond Principles. ¹⁷⁴			

Climate change - Risk management

Effective climate risk management enables the Queensland Government to continue to:

- deliver services
- protect assets, staff and programs of work
- provide leadership, strategic direction and certainty
- support the growth of the economy into the future
- enable private industry to embed climate risk considerations into capital planning decisions.

The *Queensland Climate Action Plan 2020–2030* provides a framework and approach to reach net zero emissions by 2050 bringing together actions across departments and areas of Ministerial responsibility. The plan supports the management of key risks and opportunities by Cabinet through responsible Ministers and administering departments to support effective performance management consistent with the *Queensland Government's Performance Management Framework Policy*.

Figure 10: Examples of support for climate action in government operations and private sector

Integrating climate action into public and private sector decisions	Queensland Climate Action Plan 2020-2030 and Queensland Climate Adaptation Strategy Sets out action on climate change: ¹⁷⁶ <ul style="list-style-type: none">• Individuals: how to reduce emissions and consider climate risks in decision-making.• Communities: how to collectively work to reduce emissions and protect the environment.• Business and industry: support for businesses and industries to develop their own solutions that maximise growth and resilience in a changing world.• Local government: how councils can plan for climate risks and build resilience.• State Government: how government embeds climate risks in policies, regulations and procedures, and address risks to assets and services.
Enabling industry to make informed climate risk assessments through provision of regionalised climate data	Climate science resources The Queensland Government has invested in climate science and resources to provide free, up to date, regionalised climate data for private industry to make informed climate risk assessments. These include: <ul style="list-style-type: none">• regional climate change impact summaries¹⁷⁷• map-based interface to climate projection data for Queensland¹⁷⁸• hazard assessments, to provide a better understanding of potential impacts on population centres and elements of critical infrastructure in Queensland.^{179,180}
Integrating climate risk management considerations into government operations	Examples of integration into government operations <ul style="list-style-type: none">• Queensland Climate Ready (QCR) program supports Queensland Government departments to better understand their climate risks, build their capacity to manage these risks, and embed climate risk management into current risk management practices.¹⁸¹• The Queensland State Planning Policy considers matters relating to climate change adaptation and emissions mitigation, including a state interest guideline for natural hazards, risk and resilience.¹⁸²• Queensland Government is committed to strengthening disaster resilience, supporting communities to be better equipped to deal with the increasing prevalence of natural disasters. The Queensland Government has established 14 Regional Resilience Strategies. This program of work has been delivered as a commitment under the United Nations Office for Disaster Risk Reduction Sendai Framework.¹⁸³• <i>Climate Change Risk Assessments for Infrastructure Projects</i> provides guidance to complement and support climate change risk assessments for Transport Infrastructure Projects.¹⁸⁴

Climate change - Metrics and targets


Quality climate science and economic analyses are critical to support decision makers in their efforts to manage climate risk and identify emerging opportunities.

Effectiveness of key policies

To ensure the effectiveness of key policies in achieving emission reduction objectives, the government has set targets and milestones. Regular monitoring of these policies over time allows for an assessment of their progress. Reports on policy outcomes and advancements are available in the above *Climate change - Policy response* section.

Setting of targets

Figure 11: Key emissions and renewable energy targets



The Queensland Government has set emissions reduction and renewable energy targets with the objectives of achieving net zero emissions and decarbonising the energy sector.

Emissions reduction monitoring

The Department of Energy and Climate reports progress on the emissions reduction targets on the Queensland Climate Action Plan 2020–2030 website.¹⁸⁵

The Queensland Government assesses progress on its targets using the State and Territory Greenhouse Gas Inventories prepared by the Australian Government. National and state/territory inventory data is publicly available from Australia’s National Greenhouse Inventory.¹⁸⁶

Renewable energy monitoring

The Department of Energy and Climate reports progress on the renewable energy targets on its website.¹⁸⁷

Queensland’s renewable energy percentage is calculated from data provided by Australian Energy Market Operator (AEMO), supplemented by DHLGPPW estimates for generators where AEMO data is not available (typically smaller generators below 30MW in capacity). The renewable energy percentage is calculated as the ratio of renewable generation to consumption.

Natural capital

Natural capital is the stock of the earth’s renewable and non-renewable resources, including trees, soils, air, water, minerals, and all living things that provide ecosystem services. The State of Queensland has a range of natural capital assets, comprising of metal and mineral resources, agricultural land, clean and secure water supplies, rich biodiversity and globally recognised protected areas, including World Heritage Areas such as K’gari (Fraser Island), the Wet Tropics of Queensland, the Gondwana Rainforests of Australia, the Australian Fossil Mammal Sites – Riversleigh section and the Great Barrier Reef.

The Queensland Government has responsibility for the effective management of the state’s natural resources. In doing so, it seeks to balance resource utilisation between industry, community use and safeguarding the integrity of the natural environment for future generations.

The Queensland Government manages nature related risks at both a whole-of-state level and at an organisational level by establishing structures and regulating interactions of stakeholders with ecosystems. This considers key elements including water management, biosecurity, aquaculture, forestry management and environmental protection.¹⁸⁸

Natural capital - Management

The management of natural capital is undertaken by Cabinet with the support of key departments led by responsible Ministers as set out in *Figure 7: Queensland’s environmental management*.

The Queensland Treasurer and the Minister for Environment and the Great Barrier Reef and Minister for Science and Innovation jointly manage the Queensland Government’s Land Restoration Fund (LRF). The LRF supports landholders, farmers and First Nations peoples to generate new, regular income streams through carbon farming projects whilst providing valuable co-benefits such as healthier waterways, increased habitat for threatened species, and more resilient landscapes.

Natural capital - Strategy

Queensland’s natural assets, including biodiversity and the health of ecosystems, can affect the productivity and fertility of land, rivers and oceans. Adverse changes to ecosystem services may impact agriculture, tourism and many other industries. The Queensland Government is aware of systemic risks embedded within natural capital that may have cascading or amplifying impacts through supply chains and resource availability, business operations and regulatory environments.¹⁸⁹

Protecting Queensland’s natural environment in a way that complements economic development is a priority. The state actively leverages its natural capital assets to develop new industries, such as the liquefied natural gas (LNG) export supply chain, critical minerals and bio-futures.

The government’s approach to natural capital management is focused on protecting and conserving the state’s biodiversity values, addressing the decline in threatened species, and connecting people and nature in economic, social and environmental contexts. The Queensland Government manages its assets and ecosystems, through the implementation of policies to mitigate risks to natural capital and ecosystem loss. These policies focus on creating positive outcomes by reducing human impacts on nature and/or contributing to its restoration.¹⁹⁰

The Queensland Government manages Queensland’s natural capital based on the key elements as set out in *Figure 12*.

Figure 12: Queensland’s natural capital – key elements

Element	Example	Overview and objectives
Land	Forests, urban, mining and agricultural lands and the impacts of land- use changes on the quality of land-based ecosystems	<ul style="list-style-type: none">• The Queensland Government regulates land use to achieve sustainable economic prosperity while also helping to protect our environment.¹⁹¹• The Queensland Government’s land management objective is to manage native vegetation to achieve sustainable outcomes for land use and the environment whilst ensuring environmental and cultural values are considered and protected.¹⁹¹
Freshwater	Fresh aquifers and surface water management	<ul style="list-style-type: none">• Surface water dominates Queensland’s water supply sources, with groundwater playing an important role for inland areas of the state. Access to fresh water relies heavily on rainfall which is highly seasonal and varies considerably year to year.¹⁹²• Underpinned by science and community consultation, water plans have been developed for major catchment regions to meet cultural, social, economic and environmental outcomes.¹⁹³
Ocean	Estuaries and marine ecosystems	<ul style="list-style-type: none">• Marine ecosystems support much of the state’s native biodiversity, including migratory birds, dugongs, dolphins, turtles and fish.¹⁹⁴• Overall, sediment, nutrients and pesticides are the major catchment pressures that broadly impact Queensland estuaries and are targeted by key measures and included in water quality reporting.¹⁹⁴
Atmosphere	Air quality	<ul style="list-style-type: none">• The main sources of air pollutants in Queensland are transport and industrial activities, with rural and domestic activities also considered contributors.¹⁹⁵• Planning schemes are significant drivers of air-quality management by establishing the location and nature of major infrastructure, setting up goals and processes to guide development decisions, promotion of public transport, walking and cycling and the use of low emission vehicles.¹⁹⁵

An outline of significant natural capital initiatives being implemented by the Queensland Government is provided in the *Natural capital - Policy response*.

December 2023

Page | 34

Natural capital - Policy response

Below is a summary of Queensland Government policies that support the management of natural capital risks and opportunities.

Policy response	Strategies and goals		Targets and outcomes		Responsible minister
Managing the state's natural capital					
Queensland's biodiversity conservation strategy	<i>Conserving Nature—a Biodiversity Conservation Strategy for Queensland</i> (the Strategy) sets out Queensland Government's commitment to conserving biodiversity and its values. ¹⁹⁶ The Strategy seeks to address the current and future economic, social and environmental risks posed by biodiversity decline and degradation of Queensland's natural capital and ecosystem services. It establishes a high-level vision, outcomes, goals, objectives and principles to guide implementation. The goals of the Strategy are:		Targets: Published in October 2022, the strategy is a living document that can be updated with new policies, actions, initiatives and investment approaches as they are developed across government. The strategy is an overarching framework for biodiversity conservation, with its outcomes linked to existing programs and initiatives across Government and includes:		Minister for the Environment and the Great Barrier Reef and Minister for Science and Innovation
	<ul style="list-style-type: none">• Queensland's biodiversity is protected and well-managed.• Queensland's biodiversity is restored and rehabilitated to reinstate ecosystem function and recover species populations.• Queensland's biodiversity is supported to adapt to changing environments.• People value biodiversity, including its contribution to their wellbeing, and are motivated to protect it.		<ul style="list-style-type: none">• Queensland's Protected Area Strategy 2020-2030¹⁹⁷• Land Restoration Fund¹⁹⁸• Threatened Species Program¹⁹⁹• Biodiversity and Ecosystems Climate Adaptation Plan.		
	Each goal is supported by objectives. A set of six guiding principles set out to underpin all biodiversity conservation activities.		See <i>Appendix A: Datasets</i> for metrics.		

Queensland's Protected Area Strategy 2020–2030

Establishes the overarching framework, strategic direction and actions to further enhance Queensland's terrestrial protected areas, both public and private, and the natural habitats and ecosystems they support.²⁰⁰

Strategic priorities are:

- Expanding Queensland's protected area system to safeguard biodiversity and cultural values, protect threatened species, and build climate change resilience while creating economic benefits.
- Managing protected areas in partnership with First Nations peoples, landholders and other land managers to deliver global best practice in conserving natural and cultural values.

Ensuring Queenslanders are aware of and appreciate the state's protected areas and support investment in their expansion and management to conserve natural and cultural values.

Queensland's protected area system is made up of:

- 69% public protected areas (national parks, conservation parks and resources reserves)
- 31% private protected areas (special wildlife reserves and nature refuges), forming the largest private protected area network in Australia.
- As at 1 August 2023, Queensland's terrestrial protected area system covered more than 14.5 million hectares (8.38% of Queensland's total land area).²⁰⁵

Targets:

The Strategy has defined progress measures that are reported against. This is undertaken via annual report cards.²⁰²

Outcomes:

In 2023, the Department of Environment, Science and Innovation acquired a number of land parcels that will expand the protected area estate and protect important habitat for threatened species. These include:

- The 3,500 hectare Long Island grazing lease in Broad Sound, which will protect a known rookery for the vulnerable flatback turtle.²⁰³
- The 4.2 hectare St Bees Island lease, which will consolidate the South Cumberland Islands National Park.²⁰³
- The 2,800 hectare grazing lease over Powrunna State Forest, which will enable the establishment of a third population of the critically endangered northern hairy-nosed wombat.²⁰⁴
- Around 8,000 hectares of Pretty Plains Station, which adjoins a 2022 land acquisition, The Lakes.²⁰⁵
- A 250 hectare addition to Lockyer National Park, which will expand the protection of koala conservation lands.²⁰⁵

Other initiatives to protect Country with First Nations peoples include:

- Over 200 Indigenous Land and Sea Rangers across 37 communities.²⁰⁶

Minister for the Environment and the Great Barrier Reef and Minister for Science and Innovation

Policy response	Strategies and goals	Targets and outcomes	Responsible minister
	<ul style="list-style-type: none"> On Cape York Peninsula, more than 2.65 million hectares of land is jointly managed in partnership with First Nations peoples. Across Queensland this increases to over 2.76 million hectares when including national park (Aboriginal land) and Indigenous Joint Management Areas.²⁰¹ 	<ul style="list-style-type: none"> Supporting First Nations organisations to deliver outcomes for Country through the annual Looking after Country Grant Program.²⁰⁷ 	
Regulatory Strategy 2022–2027, Queensland's Environmental Regulator	<p>The Regulatory Strategy 2022–2027 Queensland's Environmental Regulator (the Strategy) sets out the environmental regulator's vision for the delivery of its regulatory functions and activities to safeguard the state's environment, its coasts and built heritage.²⁰⁸</p> <p>The Strategy applies to DES's regulated activities under the following Acts:</p> <ul style="list-style-type: none"> <i>Environmental Offsets Act 2014 (Qld)</i>, <i>Environmental Protection Act 1994 (Qld)</i>, <i>Queensland Heritage Act 1992 (Qld)</i> <i>Planning Act 2016 (Qld)</i>, <i>Waste Reduction and Recycling Act 2011 (Qld)</i>, <i>Water Act 2000 (Qld)</i> (Chapter 3) <i>Wet Tropics World Heritage Protection and Management Act 1993 (Qld)</i> <i>Coastal Protection and Management Act 1995 (Qld)</i> 	<p>Target: The Strategy outlines key target and actions to be delivered over five years for six focus areas. The Strategy for 2022–2027 is structured around six key focus areas:</p> <ol style="list-style-type: none"> Regulate proportionate to risk Assessment processes Targeted compliance Customer focus Partnership, science and innovation Communication and engagement. <p>The Strategy includes a commitment to annually report on progress to drive continuous improvement. A Progress Report for 2023 is available.²⁰⁹</p>	<p>Minister for the Environment and the Great Barrier Reef and Minister for Science and Innovation</p> <p>Minister for Housing, Local Government and Planning and Minister for Public Works</p>
Biosecurity Management	<p>The Queensland Biosecurity Strategy 2018–2023 (the Strategy)²¹⁰</p> <p>The plan focuses on:</p> <ul style="list-style-type: none"> proactive and reactive monitoring of pests, diseases and weeds so that they can be dealt with quickly, being prepared with systems and trained people to deal with threats, developing tools to manage the impact of invasive species, such as weeds and animals that may damage the environment or make life difficult for people, preventing outbreaks through effective border controls and property management. 	<p>Targets:</p> <ul style="list-style-type: none"> Implementing the Saving Queensland's Threatened Species Program.²¹¹ ²¹² <p>Outcomes:</p> <ul style="list-style-type: none"> Several bio-security programs are in place to manage key risks. The full list is available from the Department of Agriculture and Fisheries (DAF).²¹³ 	<p>Minister for Agricultural Industry Development and Fisheries and Minister for Rural Communities</p>

The Coordinator-General administers the *State Development and Public Works Organisation Act 1971* ([Qld](#)) (SDPWO Act);

Functions utilised in the SDPWO Act pertaining to managing natural capital are:

- coordination of project declaration and environmental assessment
- administration of the planning and development of State Development Areas
- facilitation of land acquisitions for large scale infrastructure projects
- Part 4 of the SDPWO Act specifically relates to the Coordinator-General's environmental impact statement (EIS) or impact assessment report (IAR) process. The EIS and IAR processes require assessment and development of management strategies for the potential impacts (positive and negative) of major and/or complex projects on the natural, social and economic environment. The act also outlines how the EIS process considers matters of national environmental significance, in accordance with Commonwealth

Outcomes:

With regard to coordinated projects (Part 4, SDPWO Act), the Coordinator-General evaluates the EIS or IAR and sets conditions for proponents to mitigate negative impacts, and enhance benefits, on the natural, social and economic environment.

Coordinated project outcomes pertaining to natural capital values have recently included strategies and proponent requirements for land / aquatic /marine biodiversity protection, land-based offsets, water quality protection, rehabilitation, water resource allocation, species protection, protection of cultural heritage values etc.²¹⁵

Minister for State Development and Infrastructure, Minister for Industrial Relations and Minister for Racing

Policy response	Strategies and goals	Targets and outcomes	Responsible minister
	<p>legislation. Projects undergoing the EIS or IAR process are known as coordinated projects.²¹⁴</p> <p>State development areas (SDA) are areas of land established by the Coordinator- General for Industry, infrastructure corridors and major public works to promote industrial development opportunities in Queensland. Concentration of industrial development in selected areas, thereby minimising or avoiding.²¹⁵</p> <ul style="list-style-type: none"> • environmental impacts • loss of amenity • infrastructure duplications • transport conflicts. 		
World Heritage	<p>The State of Queensland is home to five of Australia's 20 World Heritage Areas, and the Queensland Government is committed to managing these areas to maintain the Outstanding Universal Value for which each property is listed.²¹⁶</p> <p>Queensland's First Nations World Heritage Strategy demonstrates how the Queensland Government is responding to and empowering First Nations peoples and local communities to better protect, manage, present and maintain the irreplaceable values of World Heritage areas.²¹⁷</p>	<p>Targets:</p> <p>The Queensland Government has allocated \$200,000 to four Traditional Owners organisations in Cape York to progress cultural heritage assessments for their Country, which may contribute to a future National or World Heritage nomination if they wish to do so.²¹⁸</p> <p>Outcomes:</p> <p>Advisory committees for World Heritage areas provide advice to management agencies and State Government and Australian Government Ministers responsible for World Heritage on matters relating to the identification, protection, conservation, presentation and transmission to future generations, of the cultural and natural heritage.</p> <p>Advisory committees have been established for:</p> <ul style="list-style-type: none"> • K'gari (Fraser Island) • Australian Fossil Mammal Sites – Riversleigh Section • Gondwana Rainforests of Australia – Queensland Section. 	<p>Minister for the Environment and the Great Barrier Reef and Minister for Science and Innovation</p>
Managing Natural Capital – Land			

Vegetation Management	<p>Native vegetation is critical for maintaining biodiversity, preventing land degradation and reducing Queensland's carbon emissions.²¹⁹</p> <p>Clearing in the State of Queensland is regulated through the vegetation management framework. It applies to most land tenures, including freehold land, Indigenous land, leasehold land and occupational licences under the Land Act 1994 (Qld) as well as the Vegetation Management and Other Legislation Amendment Bill 2018 (Qld).²²⁰</p> <p>The government's vegetation clearing laws allow landholders to undertake a range of activities to deal with the threat or aftermath of a bushfire. <i>The Clearing for Bushfire Management Guide</i> explains the approval and notification requirements under vegetation and planning legislation.</p>	<p>Outcomes:</p> <ul style="list-style-type: none">• The Queensland Government has set requirements regarding the clearing vegetation; monitors clearing and ensure people comply with the laws.²²⁰• The 2020-21 annual Statewide Landcover and Trees Study (SLATS) reporting shows overall clearing in 2019-20 has fallen nearly 49 per cent since 2018-19 with the majority of clearing in areas not generally regulated by the Vegetation Management Act 1999 (Qld). Clearing of regulated vegetation has reduced by 70% from 2018-19 to 2020-21.²²¹ <p>See Appendix A: Datasets for metrics.</p>	Minister for Resources and Critical Minerals
-----------------------	--	---	--

Policy response	Strategies and goals	Targets and outcomes	Responsible minister
Native Forestry Policy	<i>State-owned native timber</i> The government's native forestry policy supports a sustainable future that balances jobs and conservation.	Outcomes: <i>State-owned native timber</i> State-owned native timber production will end in the SEQ Regional Plan area on 31 December 2024.	Minister for Agricultural Industry Development and Fisheries and Minister for Rural Communities
		<i>Timber production the Eastern hardwoods region</i> State-owned native timber production will continue in the Eastern hardwoods region until at least 31 December 2026. ²²²	
Sustainable Agriculture	The government provides an information service to assist proponents of private sector agricultural projects. ²²³	Outcomes: Examples of this assistance include:	Minister for Agricultural Industry Development and Fisheries and Minister for Rural Communities
	This includes information on: <ul style="list-style-type: none">• Managing an agriculture business• Drought and natural disasters• Livestock and animals• Crops and horticulture• Sustainability and environment• Research, development and extension• Initiatives, programs and campaigns	<ul style="list-style-type: none">• <i>Land management</i>: A variety of information is available about land management practices in Queensland, including managing weeds, moving equipment, using chemicals and wildlife and conservation issues. This includes best practise guides and grants funding.²²⁴• <i>Queensland agricultural land audit</i>: This identifies land important to current and future production and the constraints to development.²²⁵ <p>See <i>Appendix A: Datasets</i> for metrics.</p>	

Queensland Resources Industry Development Plan		
<p>The Queensland Resources Industry Development Plan (QRIDP) outlines how government and industry can work together to address and respond to key global emerging trends.</p> <p>The QRIDP sets a path for a resilient, responsible and sustainable Queensland resources industry that grows as it transforms over the next 30 years. The six key focus area for government and industry are:</p> <ul style="list-style-type: none"> • Grow and diversify the industry. • Strengthen environmental, social and governance credentials and protect the environment. • Foster coexistence and sustainable communities. • Ensure strong and genuine First Nations partnerships. • Build a safe and resilient future workforce. • Improve regulatory efficiency. <p>Focus areas contain 43 actions to be undertaken over the short and medium term.²²⁶</p>	<p>Targets:</p> <ul style="list-style-type: none"> • Deliver the 43 QRIDP actions to enable the development of a resilient, responsible and sustainable Queensland resources industry that grows as it transforms.²²⁶ <p>Outcomes:</p> <ul style="list-style-type: none"> • Since the launch of QRIDP in June 2022, progress has continued against the 43 actions, including: <p>Completed actions, including:</p> <ul style="list-style-type: none"> • establishment of the Ministerial QRIDP Advisory Group • implementing promotion strategies for Queensland's critical minerals • completion of the re-commercialising abandoned mine pilot program • implementing the rent deferral for critical minerals project • delivering common user infrastructure guidance • completing the Bowen Basin pipeline study • publishing principles for coexistence in the Land Access Code • delivering the mapping layer to better support coexistence • allowing the use of steel casing in horizontal wells. <p>In progress, including:</p> <ul style="list-style-type: none"> • 31 actions remain in progress. • Three actions will be delivered through the Queensland Critical Minerals Strategy, being the establishment of a Queensland Resources Industry ESG 	<p>Minister for Resources and Critical Minerals</p>

Policy response	Strategies and goals	Targets and outcomes	Responsible minister
Natural Resources Recovery Program (NRRP)	<p>The NRRP has up to \$10 million in funding available per year to eligible Queensland- based natural resource management organisations to promote sustainable outcomes and innovation for land and vegetation resources.²²⁸</p> <p>The program invests in projects that support:</p> <ul style="list-style-type: none"> improved landscape resilience and the ability of our natural resources to respond to natural disasters and climate change support stakeholder adoption of sustainable practice management to drive regional economies improve monitoring and evaluation to understand the state of our natural resources. 	<p>Targets:</p> <p>Approved projects are required to deliver outcomes under one of the following priorities:</p> <p><i>Soil and Land:</i></p> <ul style="list-style-type: none"> Improved soil health and land condition. <p><i>Vegetation:</i></p> <ul style="list-style-type: none"> Improved condition and extent of native vegetation (woody and non-woody). <p><i>Education Facilitation and Collaboration:</i></p> <ul style="list-style-type: none"> Increased capacity (skills and knowledge) to drive ongoing change. Beneficial, efficient, highly valued and enduring Regional NRM Partnerships. <p><i>First Nations People:</i></p> <ul style="list-style-type: none"> Valued and enduring partnerships built with Traditional Custodians/ Owners. <p><i>Informed Decision Making:</i></p> <ul style="list-style-type: none"> Effective interventions and utilisation of data to drive decision making and innovation. <p>Outcomes:</p> <ul style="list-style-type: none"> \$14.3 million has been allocated to 31 projects across the 2022-2023 and 2023- 2024 financial years focused on delivering these priorities.²²⁹ 	Minister for Resources and Critical Minerals

<p>Mine site development, management and rehabilitation</p>	<p>The government has an established process to manage the use of land for mining.</p>
<p>This includes:</p> <ul style="list-style-type: none"> • Environmental Authority (EA): All resource activities (which includes coal and mineral mining, petroleum and gas, geothermal and greenhouse gas storage activities) must have a specific type of licence called an Environmental Authority (EA) which is required under the Environmental Protection Act 1994 (Qld). • Mining authorities and permits: The process for the approval of resource authorities and permits considers: Financial and technical capability; Development plans and work programs; Environmental requirements; Native title, regional interests development approval; Eligibility, Financial security and Rents and royalties. Reports and notices: Holders of permits, licenses or leases must provide information about their activities and meet their reporting obligations under 	<p>Outcomes:</p> <ul style="list-style-type: none"> • Information on current and approved applications for EAs is reported through the Environmental Protection Act 1994 (Qld) Public Register.²³⁰ • Queensland Government applies rigorous assessment process for resource projects which ensures the state's mineral and energy resources are explored for and developed in the public interest. The assessment process is proportionate to environmental risk.²³¹ • Risk and Prioritisation Framework for Abandoned Mine Management and Remediation: the framework supports the Abandoned Mines Management Policy to undertake prioritised works to make abandoned mines safe, secure, durable, and productive.²³² • Progressive rehabilitation and closure of mined land.^{233,234} • The Office of the Queensland Mine Rehabilitation Commissioner has been in place since October 2021 and publishes research and annual reports about mine rehabilitation.²³⁵ <p>Minister for the Environment and the Great Barrier Reef and Minister for Science and Innovation</p> <p>Minister for Resources and Critical Minerals</p>

Policy response	Strategies and goals	Targets and outcomes	Responsible minister
	<p>Queensland resources legislation and the Environmental Protection Act 1994 (Qld).</p> <ul style="list-style-type: none"> Legislation and policies: Both the Department of Environment, Science and Innovation and the Department of Resources has developed a series of guidelines to assist existing and prospective resource authority holders understand the legislation around resources issues and the responsibilities of a resource authority holder under the Environmental Protection Act 1994 (Qld) and the relevant resource legislation. Safety and health management and reporting requirements: The government requires that holders of Authorities and Permits meet set safety standards and expectations. These include accident and incident reporting, legislated operational safety requirements, required work competencies, certificates and rehabilitation. The government has undertaken an extensive review to improve the rehabilitation and financial assurance outcomes in the resources sector. 	<ul style="list-style-type: none"> The Financial Provisioning Scheme was established to improve the state's management of its financial risk in the event holders of a resource activity EA (holders) or small-scale mining tenure (SSMT) fail to comply with their environmental management and rehabilitation obligations. Over time, the scheme will also provide funds to support rehabilitation of abandoned mines and expand research into mine rehabilitation.²³⁶ 	
Managing Natural Capital – Freshwater			
Water Management	<p>The Department of Regional Development, Manufacturing and Water (RDMW)²³⁷ focuses on the sustainable management of water resources, focused on:</p> <ul style="list-style-type: none"> water planning that balances the needs of water users and the environment ensuring the people of Queensland have access to safe and reliable drinking water and recycled water supplies improving water security for both drinking and non-drinking purposes. facilitating efficient water markets to stimulate economic development in regional communities ensuring the safety of dam infrastructure and downstream people and property enabling fairness, transparency and accountability of water systems through high-quality data collection and visibility (WaTERS - Water Tracking and Electronic Reporting System). 	<p>Outcomes:</p> <ul style="list-style-type: none"> Percentage of the state's drinking water service providers compliant with drinking water regulatory requirements. Actual: 98% (Target: 90%).²³⁸ The Water Tracking and Electronic Reporting System (WaTERS) has been developed to improve the tracking of regulated activities in Queensland that involve water releases to the environment.²³⁹ 	Minister for Regional Development and Manufacturing and Minister for Water

The Queensland Water Strategy highlights the collective effort and initiatives that communities, government and industry are undertaking to achieve the strategy vision – Sustainable and secure water resources are central to Queensland's economic transformation and the legacy we pass onto future generations.²⁴⁰

The strategy encourages collective action towards long-term water security and efficient use of water to our future sustainability.

Targets:

The Queensland Water Strategy sets out priorities and several delivery focus areas, these include:²⁴⁰

- *Healthy waterways, rivers, aquifers and sustainable water management:* Respond swiftly to climate change, using the best available science to maximise our water resources and sustain healthy, more resilient catchments.
- *First Nations partnerships, access and ownership:* Partner with First Nations peoples and develop sustainable practices that build on traditional wisdom and provide opportunities for social and economic development.
- *Water for regional economic prosperity:* Build state water infrastructure to boost established industries and jobs underpinned by long-term water security.
- *Safe and secure water supply:* Ensure every community across Queensland has safe and secure water, alongside support for boosting resilience and contingency plans even in times of severe drought or floods.

Minister for Regional Development and Manufacturing and Minister for Water

Policy response	Strategies and goals	Targets and outcomes	Responsible minister
Water conservation and security	Investment has been made to ensure future water security through a program of initiatives in recycling, desalination and large-scale interconnection of the pipeline networks across South-East Queensland following the 1996–2010 drought. The <i>Water Act 2000 (Qld)</i> prescribes the framework to provide long-term water security for South East Queensland.		
	The Queensland Government collaborate widely across the water sector, with Peoples and communities and other levels of government to define and manage current and future water resource risks and explore, implement, and communicate the broad range of innovations and actions to respond to climate change and adapt to future climate realities. ²⁴¹	<p>Targets:</p> <ul style="list-style-type: none"> The Department of Regional Development, Manufacturing and Water provides a framework to provide long-term water security for South East Queensland (SEQ), as prescribed in the <i>Water Act 2000 (Qld)</i>. The framework sets the desired level of service (LOS) objectives for water security in the SEQ region.²⁴² The Department of Regional Development, Manufacturing and Water works in partnership with local councils to develop and publish Regional Water Supply Security Assessments that identify long-term water security risk for individual communities.²⁴³ First Nations Water Strategy: Mid 2024 Publish a listening report. Mid 2025 – Develop draft strategy and publish a discussion paper. Mid 2026 Implementation of strategy.²⁴⁴ <p>Outcomes:</p> <ul style="list-style-type: none"> In 2022–23, Regional Water Supply Security Assessments were advanced for Goondiwindi and Dawson River communities (including Barana, Baralaba, Moura and Theodore), with publication expected in 2023–24. And assessments were progressed for Biloela, Dalby and Cassowary Coast communities.²⁴⁵ Queensland has 3 fully accredited Murray-Darling Basin water resource plans. These are Condamine and Balonne (accredited September 2019), Border Rivers and Moonie (accredited September 2019) & Warrego, Paroo and Nebine (accredited June 2017).²⁴⁵ 	Minister for Regional Development and Manufacturing and Minister for Water
See <i>Appendix A: Datasets</i> for metrics.			

Water Plan Areas		
Queensland Government has established Water Plans, which set out how water is managed in a defined water plan area. The plans are tailored for each area to balance the needs of water users (e.g. towns, agriculture and other industries) and the environment. ²⁴⁶	Outcome:	Minister for Regional Development and Manufacturing and Minister for Water
All water plans include unallocated water reserves which can be made available for future use without compromising the security of existing users or the environmental values within a catchment.	<ul style="list-style-type: none"> Water Plans seek to achieve a balance between economic, social, cultural, and environmental value. There are 23 water plan areas. These include the Fitzroy Basin and the Great Artesian Basin and other regional aquifers water plan.²⁴⁸ 	
<p>These reserves include Indigenous water reserves held for projects that advance the social and economic aspirations of Aboriginal peoples and Torres Strait Islanders. The development process generally includes the following stages:²⁴⁷</p> <ol style="list-style-type: none"> technical assessments (environmental, economic, social, hydrologic and cultural data) preliminary stakeholder consultation preparation of a draft water plan publication of draft plan and opportunity for public submissions consideration of submissions 		

Policy response	Strategies and goals		Targets and outcomes	Responsible minister
6. finalisation and approval of water plan.				
Managing Natural Capital – Oceans				
Protecting and managing the Great Barrier Reef	The Reef 2050 Long-Term Sustainability Plan is the Australian and Queensland Government's overarching framework for protecting and managing the Great Barrier Reef. Under this plan are several initiatives including: ^{249,250} <ul style="list-style-type: none">the <i>Sustainable Ports Development Act 2015 (Qld)</i> to reduce the impacts of port developmentthe Reef 2050 Wetlands Strategythe Queensland Sustainable Fisheries Strategy 2017–2027.the Reef 2050 Traditional Owner Implementation Plan. In response to the recommendations in the Report on the Reactive Monitoring Mission to the Great Barrier Reef (Australia) 2022 ²⁵¹ , the Queensland and Australian Governments have committed over \$160 million to significantly reduce net fishing and other high risk fishing activities impacting the Reef. This includes ensuring the Great Barrier Reef is gillnet free by mid-2027. ²⁵²	Outcomes: ²⁵⁵ <ul style="list-style-type: none">The Reef Water Quality Report Card measures progress towards the Reef 2050 Water Quality Improvement Plan objectives and targets.²⁵⁶Inshore marine conditions were improved on the previous year and rated C.^{257,d}Freshwater wetland conditions held steady and were rated C (Based on Department of Environment and Science data from field assessments of wetlands and satellite imagery analysis, on a scale of A to E).²⁵⁸2.2% reduction in dissolved inorganic nitrogen across the Great Barrier Reef catchment.²⁵⁹0.6% reduction in fine sediment across the Great Barrier Reef catchment.²⁶⁰ See <i>Appendix A: Datasets</i> for metrics.	Minister for the Environment and the Great Barrier Reef and Minister for Science and Innovation Minister for Transport and Main Roads and Minister for Digital Services	
Fisheries Management	The Queensland Sustainable Fisheries Strategy 2017–2027 ²⁶¹ (QSFS) sets out the government's reform agenda over 10 years. The Strategy sets out clear targets to be achieved by 2020 and 2027 and a range of actions to deliver on the vision and targets. There are 33 actions across ten reform areas.	Targets: The QSFS has set several targets to establish sustainable catch limits based on achieving maximum economic yield for all Queensland fisheries and demonstrate that no Queensland fisheries are overfished. ²⁶¹ By 2027, Queensland aims to have: ²⁶¹ <ul style="list-style-type: none">set sustainable catch limits based on achieving maximum economic yield for all Queensland fisheries (around 60% biomass)identified that no Queensland fisheries are overfishedincreased certainty for commercial operatorsreduced the volume of fisheries regulationimproved trends of compliance ratesimplemented a responsive and consultative approach to fisheries management. Outcomes: The QSFS – Annual progress reports set out the progress related to the strategy. ²⁶²	Minister for Agricultural Industry Development and Fisheries and Minister for Rural Communities	

^d Based on data from the Australian Institute of Marine Science (AIMS) coral monitoring, James Cook University (JCU) seagrass field surveys, and eReefs (CSIRO) water quality modelling. Report Card methodology is available <https://www.reefplan.qld.gov.au/tracking-progress/reef-report-card/methods-to-create-report-card>.

Policy response	Strategies and goals	Targets and outcomes	Responsible minister
Managing Natural Capital – Air			
Air Quality Protection	<p>At the state level, the <i>Environmental Protection Act 1994 (Qld)</i> and the <i>Environmental Protection Regulation 2019 (Qld)</i> establish a list of industrial activities (called environmentally-relevant activities—ERAs) that must have a current development approval or environmental authority.</p> <p>To prevent or minimise environmental harm, a person carrying out an activity must take all reasonable and practicable steps to ensure that best practices in environmental management are used. Conditions of approval may include:</p> <ul style="list-style-type: none">• limits on emissions of air pollutants• requirements to monitor emissions or ambient air quality. <p>The <i>Environmental Protection (Air) Policy 2019 (Qld)</i> sets air quality objectives for the state. The policy sets the targets for particulate matter 2.5 and 10, particles which result from pollution, smoke, dust and haze and can negatively impact human health.</p>	<p>Outcomes:</p> <p>The Queensland Department of Environment, Science and Innovation (DES) in collaboration with industry partners operates an air quality monitoring network across the state.</p> <p>Data from the monitoring network is presented online as ambient concentration, air quality categories and smoke and dust health action levels which are updated hourly.²⁶⁴</p> <p>Health action levels are recommendations that have been developed by Queensland Health to support and inform the community on what actions to take to protect their health during a smoke event.²⁶⁵</p> <p>In response to local air quality issues, DES occasionally conducts short-term ambient air monitoring investigations to determine if air quality near emission sources is acceptable. Information on these sites is available online.²⁶⁶</p> <p>See <i>Appendix A: Datasets</i> for metrics.</p>	<p>Minister for the Environment and the Great Barrier Reef and Minister for Science and Innovation</p>
Investing in Natural Capital opportunities - Land			

Land Restoration Fund (Carbon farming)	<p>The Land Restoration Fund (LRF) is a Queensland Government initiative investing in carbon farming projects that support landholders, farmers and First Nations peoples to generate new, regular income streams through the production of carbon credits through carbon farming projects whilst providing valuable co-benefits for Queensland such as healthier waterways, increased habitat for threatened species, and more resilient landscapes.</p> <p>The fund has two main purposes:</p> <ul style="list-style-type: none"> invest in carbon farming projects that deliver additional co-benefits broaden the scope of carbon farming in Queensland with investments in research, development and innovation. <p>The LRF:</p> <ul style="list-style-type: none"> has established a Co-benefits Standard that specifies how co-benefits generated from a carbon project are to be measured, reported and verified for the purposes of the LRF.²⁶⁷ is expanding carbon farming in the state by investing in land-sector projects that produce Australian Carbon Credit Units (ACCUs) as well as additional co- benefits for the environment, regional economies and First Nations people.^{268,269} 	<p>Outcomes (aggregated from the Land Restoration Fund Register and Investment Rounds Report):²⁷⁰</p> <p>Investment Round 1</p> <ul style="list-style-type: none"> 13 contracted carbon farming projects An average of 7 co-benefit types contracted for delivery by each project. <p>Investment Round 2</p> <ul style="list-style-type: none"> 8 contracted carbon farming projects An average of 6 co-benefit types contracted for delivery by each project. <p>Investment Round 3 - 2023</p> <ul style="list-style-type: none"> Investment Round 3 launched in April 2023 offering up to \$50 million (maximum \$10 million per project) to the market.²⁷¹ Successful applications will be offered contracts during the 2023-24 financial year. Investment Round 3 is prioritising projects that propose vegetation and savannah burning carbon farming methods, that offer longer permanence periods and/or offer additional legal security and that demonstrate improved outcomes for threatened ecosystems and unregulated 'Category X' vegetation. <p>As of 30 June 2023, 19,000 ACCUs are held by the LRF equivalent to 19,000 tonnes of carbon dioxide being sequestered or avoided.²⁷²</p>	<p>Minister for the Environment and the Great Barrier Reef and Minister for Science and Innovation</p>
--	--	---	--

Policy response	Strategies and goals	Targets and outcomes	Responsible minister
Tourism supporting natural capital	<p>The Department of Tourism and Sport supports investment into development of sustainable, low impact tourism infrastructure, aimed at balancing tourism development with environmental preservation and protection. The Department's objectives include delivering new and diverse business opportunities to grow a sustainable and competitive tourism industry, while ensuring natural assets are preserved, explored and treasured for future generations.²⁷⁴ Current initiatives include:</p> <ul style="list-style-type: none"> the Activate Ecotourism Infrastructure initiative to facilitate the delivery of ecotourism or nature-based tourism infrastructure adjacent to, or near, public protected areas, world heritage areas, state forests or timber reserves.²⁷⁵ the Eco-certified Tourism Destination Program to support Queensland destinations to achieve sustainable tourism certification, recognising the importance of natural capital in underpinning industry's long-term success.²⁷⁶ 	<p>The Carbon Market Institute's Carbon Farming Scorecard 2023 found that Queensland was 'advanced' in its support for carbon farming with a score of 82%, noting the maintenance of Queensland's leading position among Australian states and territories was underpinned by strong capital outlay and fundamental integration of co-benefits.²⁷³</p> <p>Targets:</p> <p>Key priorities under Queensland's <i>Towards Tourism 2032: Transforming Queensland's visitor economy</i> tourism industry strategy include:²⁷⁷</p> <ul style="list-style-type: none"> positioning Queensland as a global leader in sustainable tourism and ecotourism experiences delivering sustainable and regenerative tourism practices that support communities and value the contribution visitors make to their environment and lifestyle supporting a thriving nature-based tourism sector that balances tourism development with environmental preservation, protection and interpretation. 	Minister for Tourism, and Sport

Natural capital - Risk management

Climate risks and Natural capital risks are managed through the same process, with risk managed by Cabinet through responsible Ministers and administering departments with support from the *Queensland Government's Performance Management Framework Policy*.

Annual reports are prepared by each government agency on non-financial and financial performance towards achievement of government's objectives.

The Queensland Government publishes public natural capital data to assist with natural capital risk assessment and monitoring.

Figure 13: Examples of government published natural capital data

Element	Data series
Land	<p>Statewide Landcover and Trees Study (SLATS)</p> <p>SLATS is a scientific monitoring program that provides data to support vegetation management and environmental protection laws in Queensland and informs a range of sustainable land management, biodiversity, and conservation initiatives.</p> <p>SLATS data is available online.²⁷⁸</p> <p>Regional Ecosystems mapping</p> <p>The Queensland Herbarium surveys, maps and monitors the state's vegetation and regional ecosystems with information used for the purposes of the Vegetation Management Act 1999 (Qld), Environmental Protection Act 1994 (Qld) and the Environment Protection and Biodiversity Conservation Act 1999 (Cth).²⁷⁹</p> <p>It has information on the each of the state's 1,435 regional ecosystems.^{280,281,282}</p> <p>Queensland Globe (biota globe) data is available online.²⁸³</p> <p>Land Use Mapping</p> <p>The Queensland Government maps and assesses land use patterns and changes across the state, according to the Australian Land Use and Management Classification.²⁸⁴</p> <p>More information can be found online from Land Use Mapping datasets²⁸⁵ and reports.²⁸⁶</p>
Freshwater	<p>WetlandInfo</p> <p>WetlandInfo is provides a range of tools and resources to assist with the sustainable management of wetlands.²⁸⁷</p> <p>More information can be found online.²⁸⁸</p>
Ocean	<p>Reef Report Cards</p> <p>Measures progress towards the Reef 2050 Water Quality Improvement Plan targets, objectives and long-term outcomes. It reports on information around the success of actions and identifies whether further measures are needed to address water quality in the Great Barrier Reef.^{289,290,291}</p>
Atmosphere	<p>Live air data</p> <p>Air quality data information on ambient particulate concentration and other air quality categories.</p> <p>More information can be found online.²⁹²</p>

Natural capital - Metrics and targets

The Queensland Government uses a wide range of metrics and targets to assess, manage and monitor the government's performance in managing its natural capital. Targets and milestones are established for key policy responses to monitor their effectiveness over time. Key targets and milestones are identified in *Natural Capital - Policy response*.

Social

The Queensland Government’s investment in social and human services enables the delivery of services to improve wellbeing of Queenslanders leading to an educated, healthy, and skilled workforce. These services include:

- Social or community services that support most vulnerable groups, such as child protection, domestic, family and sexual violence prevention and response and disability and youth services.
- Human services, such as support for education and training, employment, sport and recreation, culture and the arts.²⁹³

The Queensland Government has embedded social considerations into policy and budget settings through the social sustainability priorities (*Figure 14*).

Figure 14: Queensland's social sustainability priorities



Social - Management

Cabinet has responsibility for the management of social risks with the Premier of Queensland assigning areas of responsibility to Ministers. Ministerial oversight of Queensland’s social priorities is outlined in *Figure 15*. For a full list of Ministers and their responsibilities please see *Appendix B: Ministers and responsibilities* or the Minister’s charter letter.

It is the responsibility of Cabinet for Ministers to work together to progress its priorities and deliver the government’s objectives for the community, summarised as:

- Good jobs
- Better services
- Great lifestyle.

Figure 15: Queensland’s social management

Ministers	
Premier	Minister for State Development and Infrastructure, Minister for Industrial Relations and Minister for Racing
Deputy Premier, Treasurer and Minister for Trade and Investment	Minister for Education and Minister for Youth Justice,
Minister for Health, Mental Health and Ambulance Services and Minister for Women	Minister for Transport and Main Roads and Minister for Digital Services
Attorney-General and Minister for Justice and Minister for the Prevention of Domestic and Family Violence	Minister for Energy and Clean Economy Jobs
Minister for Police and Community Safety	Minister for Tourism and Sport
Minister for Treaty, Minister for Aboriginal and Torres Strait Islander Partnerships, Minister for Communities and Minister for the Arts	Minister for Housing, Local Government and Planning and Minister for Public Works
Minister for Employment and Small Business and Minister for Training and Skills Development	Minister for Agricultural Industry Development and Fisheries and Minister for Rural Communities
Minister for Regional Development and Manufacturing and Minister for Water	Minister for Child Safety, Minister for Seniors and Disability Services and Minister for Multicultural Affairs
Minister for Resources and Critical Minerals	Minister for the Environment and the Great Barrier Reef and Minister for Science and Innovation
Minister for Fire and Disaster Recovery and Minister for Corrective Services	

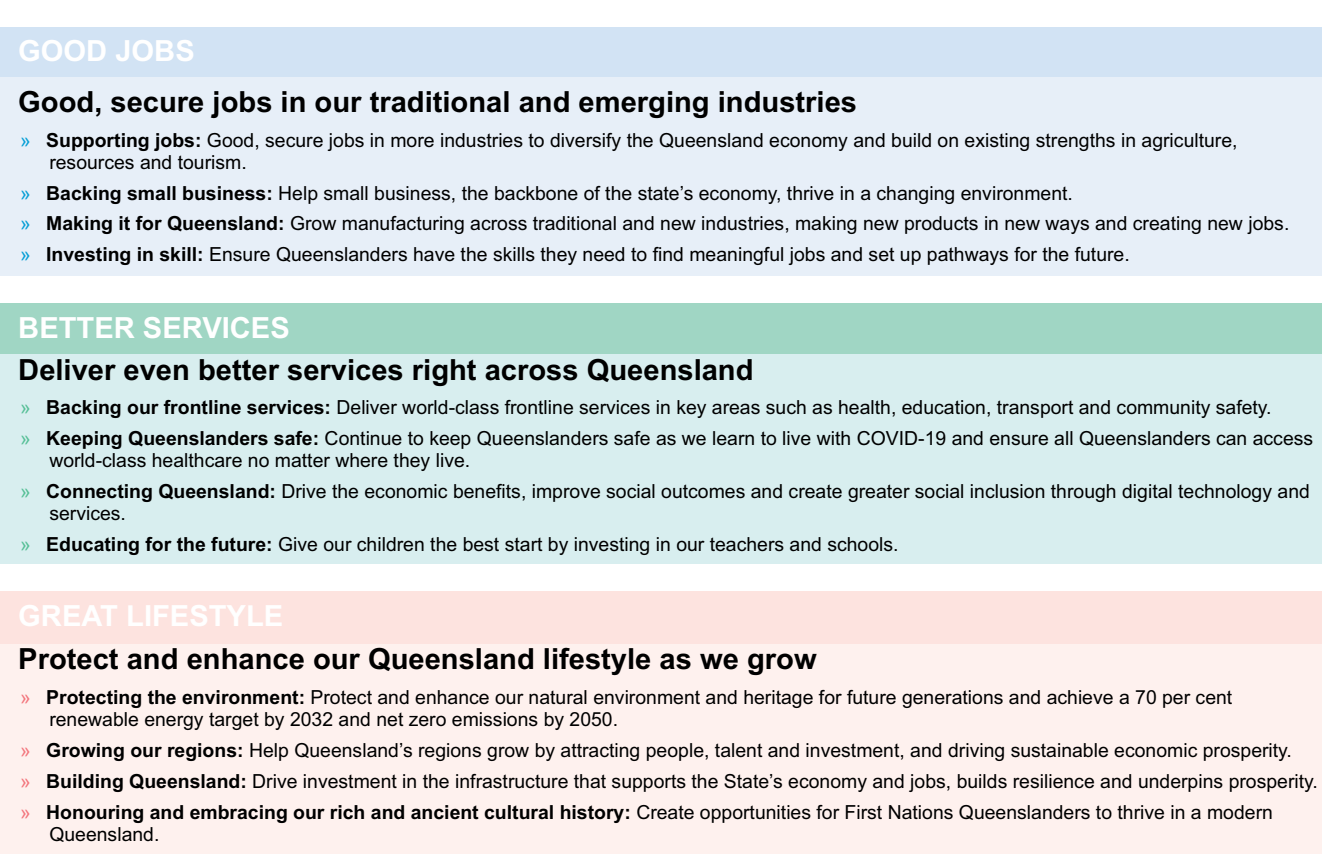
Social - Strategy

The Queensland Government’s ongoing investment in its community has established a workforce that is well-prepared and equipped for the demands of the modern economy. Combined with the state’s appealing lifestyle, favourable geography and diverse economic opportunities, the State of Queensland attracts both skilled workers and investments, driving further growth and development.

The Premier of Queensland prepares the government’s objectives for the community (Figure 16).²⁹⁴ These objectives inform the sustainability priorities. The Queensland Government is delivering on these priorities whilst growing the economy and enhancing the quality of life for all Queenslanders.

In recognition of the breadth of organisations that deliver social services for Queenslanders, the government is partnering with the private sector, philanthropic organisations, non-government organisations, universities and knowledge precincts to reduce disadvantage and lift wellbeing outcomes for communities. In this context, there are also opportunities to leverage technological and digital innovation and new ways of working, to improve how services meet people’s needs.

Figure 16: Queensland Government’s objectives for the community



Social - Policy response

Below is a summary of Queensland Government policies that support the management of social risks and opportunities.

Policy response	Strategies and goals	Targets and outcomes	Responsible minister
Protect and enhance our Queensland lifestyle as we grow			
Legislation and policies to support human rights and promote equal opportunities	Legislation and initiatives include: <ul style="list-style-type: none">• Human Rights Act 2019 (Qld),• Anti-Discrimination Act 1991 (Qld),• Right to Information Act 2009 (Qld),• Modern Slavery Act 2018 (Cth),• Path to Treaty Act 2023 (Qld)• Multicultural Recognition Act 2016 (Qld)• <i>Criminal Code (Serious Vilification and Hate Crimes) and Other Legislation Amendment Act (Qld)</i>• Queensland Women's Strategy 2022-2027.²⁹⁵	Outcomes: <ul style="list-style-type: none">• Yearly average labour force participation rate of 77.1% for females compared to 83.6% for males for those aged 15 to 64 in 2022–23 (2021–22: 76.8% for females compared to 83.9% for males for those aged 15 to 64).²⁹⁶ (<i>Appendix A: Datasets: Metric 20</i>).	Attorney-General and Minister for Justice and Minister for the Prevention of Domestic and Family Violence
		See <i>Appendix A: Datasets</i> for metrics.	Minister for Child Safety, Minister for Seniors and Disability Services and Minister for Multicultural Affairs
Queensland Human Rights Commission	The Queensland Human Rights Commission (QHRC) is an independent statutory body established under the Anti-Discrimination Act 1991 (Qld) . It is accountable to Parliament through the Attorney-General and Minister for Justice and Minister for the Prevention of Domestic and Family Violence. It contributes to the whole-of government objectives of 'be a responsive government' and 'keep communities safe', while also delivering on its independent objectives. Its primary legislated functions are under the Anti-Discrimination Act 1991 (Qld) and Human Rights Act 2019 (Qld) . ²⁹⁷	Outcomes: <ul style="list-style-type: none">• 1,568 complaints finalised, with 508 accepted and 203 of these resolved.²⁹⁸• 44,000 active users of the QHRC online learning products.²⁹⁹	Attorney-General and Minister for Justice and Minister for the Prevention of Domestic and Family Violence

Managing Modern Slavery Risk	<p>Through its procurement function known as Buy Queensland, the Queensland Government plays a key role in responding to and eliminating modern slavery and promoting human rights.³⁰⁰</p> <p>The Queensland Procurement Policy 2023 (QPP) requires government agencies to identify, assess and take action to eliminate as far as possible, or mitigate modern slavery risks in relation to agency supply chains in accordance with <i>Eliminating modern slavery in government supply chains: Framework and roadmap</i>.^{301,302}</p> <p>While the <i>Modern Slavery Act 2018 (Cth)</i> does not extend to Queensland Government agencies, there are some entities captured by the Act that are required to comply and prepare annual Modern Slavery Statements for the Australian Government actions under the QPP that are separate to any</p>	<p>Outcomes:</p> <ul style="list-style-type: none">• Government Best Practice Principles Quality, safe workplaces (BPPs).³⁰³ All government agencies subject to the QPP must apply the BPPs to major projects of \$100 million or more. Projects less than \$100 million may also be declared as subject to the BPPs. The BPPs include workplace health and safety systems and standards, a commitment to apprentices and trainees and best practice industrial relations.• Queensland Government Supplier Code of Conduct 2023³⁰⁴ sets out the expectations that government has of businesses that want to sell their goods or services to the government, and outlines what constitutes a responsible supplier. This Code applies to all procurement activities regardless of their value from 1 June 2023.• Ethical Supplier Mandate and Threshold.³⁰⁵ The Threshold reflects the minimum legal responsibilities expected of all suppliers who want to do business with the Queensland Government. The mandate is being expanded to all procurement categories from 1 February 2024.	<p>Attorney-General and Minister for Justice and Minister for the Prevention of Domestic and Family Violence</p> <p>Minister for Energy and Clean Economy Jobs</p>
------------------------------	--	--	--

Policy response	Strategies and goals	Targets and outcomes	Responsible minister
	obligations Government Owned Corporations may have under the Modern Slavery Act 2018 (Cth) .		
National Agreement on Closing the Gap	The Queensland Government is a signatory to the National Agreement on Closing the Gap which aims to overcome the inequality experienced by First Nations peoples and achieve life outcomes equal to all Australians. ³⁰⁶	<p>Outcomes:</p> <ul style="list-style-type: none"> See the Australian Government Closing the Gap (CTG) Annual Report 2023³⁰⁷ and Productivity Commission 2023 Annual Data Compilation Report³⁰⁸ For Queensland outcomes, refer Queensland Closing the Gap Snapshot Report 2023³⁰⁹ <p>See Appendix A: Datasets for metrics.</p>	Minister for Treaty, Minister for Aboriginal and Torres Strait Islander Partnerships, Minister for Communities and Minister for the Arts
Reframing the relationship between First Nations Queenslanders and the Queensland Government	<p>First Nations peoples and the Queensland Government are building a reframed relationship that acknowledges, embraces and celebrates the humanity of Indigenous Australians.³¹⁰</p> <p>Queensland is a signatory to the National Agreement on Closing the Gap, the first to be developed and negotiated in genuine partnership with First Nations peoples to improve life outcomes for First Nations Queenslanders</p> <p>There are four priority reforms that underpin the National Agreement on Closing the Gap: partnerships and shared decision-making; building the community-controlled sector; transforming Government organisations; and shared access to data and information.</p> <p>It aligns with parallel reforms underway in Queensland and at the national level that seek to uphold First Nations aspirations, including:</p> <ul style="list-style-type: none"> local thriving communities – focusing on local decision making through the establishment of Local Decision Making Bodies to influence service delivery co-design.³¹¹ 	<p>Outcomes:</p> <ul style="list-style-type: none"> Establishment of the Queensland First Children and Families Board.³¹² Appointment of the Chief First Nations Health Officer in Queensland Health³¹³ Implementation of Our Way: a generational strategy for Aboriginal and Torres Strait Islander children and families 2017 – 2037.³¹⁴ Development of annual Queensland Closing the Gap Implementation Plans and transparent annual reporting on progress through Annual Reports and Snapshots (www.qld.gov.au/ctg). Release of the <i>Local Thriving Communities Action Plan 2022-2024</i>.³¹⁵ Enactment of Public Sector Act 2022 (QLD), acknowledging that public sector organisations have a unique role and obligation to reframe relationships and recognise the importance of the right to self-determination for First Nations peoples. Appointment of First Nations Justice Officer.³¹⁶ Introduction of the <i>Meriba Onasker Kaziw Kazipa (Torres Strait Islander Traditional Child Rearing Practice) Act 2020</i>. The Act recognises Ailan Kastom (island custom) child rearing practice. 	<p>Premier</p> <p>Minister for Treaty, Minister for Aboriginal and Torres Strait Islander Partnerships, Minister for Communities and Minister for the Arts</p> <p>Minister for Child Safety, Minister for Seniors and Disability Services and Minister for Multicultural Affairs</p> <p>Attorney-General and Minister for Justice and Minister for the Prevention of Domestic and Family Violence</p>

First Nations partnerships	The government undertakes a range of initiatives to deliver improved social and economic outcomes for First Nations peoples in cities and regional communities. Examples include:	Targets:	Minister for Treaty, Minister for Aboriginal and Torres Strait Islander Partnerships, Minister for Communities and Minister for the Arts
	<ul style="list-style-type: none"> • <i>Queensland Indigenous (Aboriginal and Torres Strait Islander) Procurement Policy (QIPP)</i> - the policy provides a whole-of-government framework to increase procurement with Indigenous businesses.³¹⁷ The QIPP is a procurement-related policy under the Queensland Procurement Policy 2023. • <i>Ending Rheumatic Heart Disease: Queensland First Nations Strategy 2021–2024</i> which guides and frames the next steps Queensland Health and its partners will take to advance the 	<ul style="list-style-type: none"> • Increase government procurement with Indigenous businesses to be three per cent of addressable spend.^{317,323} • The Ending Rheumatic Heart Disease: Queensland First Nations Strategy 2021–2024 will contribute to the achieving Closing the Gap Targets and Outcomes.³¹⁸ • Increase speakers of traditional Aboriginal and Torres Strait Islander languages. <p>Outcomes:</p>	Minister for Health, Mental Health and Ambulance Services and Minister for Women

Policy response	Strategies and goals	Targets and outcomes	Responsible minister
	vision of ending acute rheumatic fever and rheumatic heart disease in Queensland; ³¹⁸	<ul style="list-style-type: none">591 Aboriginal and Torres Strait Islander businesses securing government procurement in 2022–23.³¹⁷	
<ul style="list-style-type: none">The <i>Aboriginal Land Act 1991 (Qld)</i> and <i>Torres Strait Islander Land Act 1991 (Qld)</i> (known collectively as the Indigenous Land Acts) were introduced to transfer land (including the existing Deed of Grant in Trust community lands and some lands reserved for particular purposes) to Aboriginal or Torres Strait Islander peoples to enable them to manage the land according to their tradition or custom. Under the Acts, the Minister can make declarations to facilitate the granting of land and about the management of the land.³¹⁹		<ul style="list-style-type: none">Anyone who carries out land-use activities have a duty of care to not harm Aboriginal or Torres Strait Islander cultural heritage.³²⁰	
<ul style="list-style-type: none">The <i>Aboriginal Cultural Heritage Act 2003 (Qld)</i> and <i>Torres Strait Islander Cultural Heritage Act 2003 (Qld)</i> (the Cultural Heritage Acts) require anyone who carries out a land-use activity to exercise a duty of care to take all reasonable and practicable measures to ensure their activity does not harm Aboriginal or Torres Strait Islander cultural heritage.³²⁰		<ul style="list-style-type: none">The Gather + Grow Strategy and Action Plan will drive actions to improve food security in remote Queensland across four priority areas: logistics and supply chains, local food production, healthy communities and healthy homes.³²¹	
<ul style="list-style-type: none">Health and Wellbeing Queensland released <i>Gather + Grow: Queensland Remote Food Security Strategy 2023–32</i> and the associated Action Plan in November 2023 to address food security, particularly in remote Aboriginal and Torres Strait Islander communities.³²¹		<ul style="list-style-type: none">Released the 'Many Voices: Queensland Aboriginal and Torres Strait Islander Languages Action Plan' aligned with the United Nations International Decade for Indigenous Languages 2022–2032 which commits to drawing attention to the critical loss of Indigenous languages and the urgent need to preserve, revitalise and promote Indigenous languages.	
<ul style="list-style-type: none">Many Voices: Queensland Aboriginal and Torres Strait Islander Languages Policy was developed in partnership with Aboriginal and Torres Strait Islander language experts to develop measures to strengthen and promote Aboriginal and Torres Strait Islander languages.³²²			

<p>The <i>Communities 2032 Strategy and Action Plan 2022-25</i></p>	<p>The <i>Communities 2032 Strategy</i> is Queensland's first long term, whole-of-government vision for communities and guide Queensland Government action over 10 years to support and empower every person to connect, participate, contribute and thrive.^{324,325}</p>	<p>Targets: The Strategy outlines a number of targets, including:³²⁶</p> <ul style="list-style-type: none"> • Release Queensland's Disability Plan (with a focus on employment opportunities for people with disability) and the development and review of department Disability Service Plans.^{327,328} • Develop a Youth Strategy for Queensland. • Support the implementation of the Cultural Engagement Framework: Working with Aboriginal and Torres Strait Islander Arts and Cultures in Queensland to guide respectful government and arts sector engagement. • Develop a Queensland Equity Framework to address the causes of inequity and enable individuals and communities to flourish by receiving the right support at the right time. • Release of a \$4 million Communities Innovation Fund to support innovative approaches to tackling social isolation and loneliness.³²⁹ 	<p>Minister for Treaty, Minister for Aboriginal and Torres Strait Islander Partnerships, Minister for Communities and Minister for the Arts</p> <p>Minister for Child Safety, Minister for Seniors and Disability Services and Minister for Multicultural Affairs</p> <p>Minister for Health, Mental Health and Ambulance Services and Minister for Women</p>
---	--	--	---

Policy response	Strategies and goals	Targets and outcomes	Responsible minister
Prevention of domestic, family and sexual violence.	<p>The <i>Domestic and Family Violence Prevention Strategy 2016–2026</i> sets the direction for collaborative action to end domestic family violence in the State of Queensland, encouraging partnerships between the government, community and business.³³⁰</p> <p><i>Prevent. Support. Believe.</i> Queensland's Framework to address Sexual Violence outlines the government's overarching approach to preventing and responding to sexual violence in Queensland. Implementation of the Framework is supported by consecutive whole-of-government action plans.³³¹</p>	<p>Outcomes:</p> <ul style="list-style-type: none"> Since 2015, the Queensland Government has invested more than \$1.5 billion in reforms and initiatives to address domestic, family and sexual violence and to improve women's and girl's safety in Queensland, including a \$588 million package of reforms from 2022-23 to 2025-26 in response to the findings of the Women's Safety and Justice Taskforce.³³² In 2022-23, 26,567 domestic and family violence counselling service users had their cases closed or finalised with the majority of their identified needs met.³³³ 	<p>Attorney-General and Minister for Justice and Minister for the Prevention of Domestic and Family Violence</p> <p>Minister for Treaty, Minister for Aboriginal and Torres Strait Islander Partnerships, Minister for Communities and Minister for the Arts</p>
		<p>For further information please visit www.qld.gov.au and search for DFV prevention strategy or sexual violence.</p> <p>See <i>Appendix A: Datasets</i> for metrics.</p>	
Gender equality	<p>Queensland Women's Strategy 2022-27 provides a framework for all Queenslanders to strengthen and support the rights of Queensland women and girls and work towards achieving a gender-equal Queensland, with five impact areas.^{334,335}</p> <ul style="list-style-type: none"> women's economic security women's safety, health and wellbeing First Nations women women with diverse backgrounds and experiences empowerment and recognition. 	<p>Outcomes:</p> <p>Queensland Women's Strategy: 2022 report cards contain statistics on the four impact areas.³³⁶ These statistics include:</p> <ul style="list-style-type: none"> 44.4% of the Queensland Cabinet (eight of the 18 cabinet ministers) including the Premier, and 31.2% (29 of 93 seats) of Queensland Parliament members, at 19 October 2022.³³⁷ Females comprised 48% of all employed persons in September 2022.³³⁸ Percentage of women appointed to Queensland Government Boards during 2021–22 was 56%³³⁹ 2020–21: 53%³⁴⁰). 	<p>Minister for Health, Mental Health and Ambulance Services and Minister for Women</p>
Future Directions for an Age-Friendly Queensland	<p>Future Directions for an Age-Friendly Queensland outlines the Queensland Government's commitment to continuing to create age-friendly communities in which seniors feel connected, cared for and can contribute in ways of their choosing.^{341,342}</p>	<p>Outcomes:</p> <p><i>The Queensland: an age-friendly community</i> —provides a clear way forward to direct the implementation and delivery of age-friendly communities in Queensland.^{341,342} As at 30 June 2021:</p> <ul style="list-style-type: none"> 26 Queensland Government agencies committed to 114 actions. 111 actions were completed (97 per cent completion rate). 79 actions were adopted as business-as-usual. 72 actions were expanded beyond their initial scope and continued. 	<p>Minister for Child Safety, Minister for Seniors and Disability Services and Minister for Multicultural Affairs</p>

Cost of Living Rebate and National Energy Bill Relief	The government is providing increased funding in 2023-24 to provide cost of living relief for Queensland households and small businesses through a Cost-of-Living Rebate (COLR). This measure includes contributions from the Australian Government under the National Energy Bill Relief plan, with the Queensland Government contributing an estimated \$1.1 billion. ³⁴³	Outcomes: <ul style="list-style-type: none">• In 2023-24, all Queensland households will automatically receive a \$550 COLR on their electricity bill, while around 600,000 vulnerable households will benefit from a higher \$700 COLR.• Approximately 205,000 small businesses will also receive a \$650 rebate to assist with the higher cost of electricity.³⁴³	Minister for Energy and Clean Economy Jobs
HOMES for Queenslanders	Homes for Queenslanders provides a plan that looks across the whole housing system and demonstrates how Queensland will	Targets:	

Policy response	Strategies and goals	Targets and outcomes	Responsible minister
	<p>play its part in the national housing challenge and ensure that Queenslanders can afford to live and work in the community that they love.</p> <p>Home for Queenslanders is based on five key pillars.³⁴⁴</p> <ul style="list-style-type: none"> • Build more homes, faster • Support Queensland renters • Help first homeowners into the market • Boost social housing Bid Build • Work towards ending homelessness 	<ul style="list-style-type: none"> • Review Queensland legislation to make sure it covers the full range of options available to meet Queensland's housing needs and that enables growth and sustainability of social and affordable homes. • Undertaking an audit of state government land and buildings for a mixture of social and private housing. • One million new homes by 2046, including 53,500 social homes. 	Minister for Housing, Local Government and Planning and Minister for Public Works
Queensland Housing and Homelessness Action Plan 2021–2025	<p>The Queensland Housing Strategy 2017–2027 sets out the Queensland Government's commitment to work with communities, industry and the housing sector to deliver a better housing future for all Queenslanders.³⁴⁵</p> <p>The Housing Strategy is being delivered through mechanisms including:</p> <ul style="list-style-type: none"> • <i>Housing Strategy Action Plan 2017–2020</i>³⁴⁶ • <i>Aboriginal and Torres Strait Islander Housing Action Plan 2019–2023</i>³⁴⁷ • <i>Housing and Homelessness Action Plan 2021–2025</i>³⁴⁸ <p>The <i>Queensland Housing and Homelessness Action Plan 2021–2025</i> covers a range of measures including:</p> <ul style="list-style-type: none"> • delivery of new social and affordable housing. • delivering essential frontline services and providing enhanced housing and support options for vulnerable people, moving towards ending homelessness. • dedicated actions for engaging with regional and rural local councils about their housing and accommodation needs and delivering flexible approaches to supporting their local communities. • better integration across government and non-government services to provide vulnerable Queenslanders with a seamless service response to meet their needs holistically, particularly the commonly intersecting needs of housing and health. • measures for promoting fairness and accessibility in the housing sector. 	<p>Targets:</p> <ul style="list-style-type: none"> • 3,265 social housing commencements by 30 June 2025 through QuickStarts Qld.³⁴⁹ <p>Outcomes:</p> <ul style="list-style-type: none"> • <i>Towards ending homelessness for young Queenslanders 2022–2027</i>, a policy and framework, was released in October 2022 to improve housing outcomes for young people backed by a \$29.8 million investment.³⁵⁰ • 23 Local Housing Action Plans were completed and adopted by councils by June 2023, comprising plans for the Gympie Region and 22 member councils of the Western Queensland Alliance of Councils. A further 38 Local Housing Action Plans are underway with an additional \$600,000 announced in March 2023, for the Local Government Association of Queensland to work with local governments to complete the plans by March 2024.³⁵¹ 	<p>Minister for Housing, Local Government and Planning and Minister for Public Works</p> <p>Minister for Treaty, Minister for Aboriginal and Torres Strait Islander Partnerships, Minister for Communities and Minister for the Arts</p>
Housing Investment Fund	<ul style="list-style-type: none"> • The Housing Investment Fund was established to support the increased delivery of social and affordable housing. It is a market-led program, established to provide support to proponents – including registered community housing 	<p>Target:</p> <ul style="list-style-type: none"> • 5,600 new social and affordable home commencements across the State of Queensland by 30 June 2027.^{352,353} 	Minister for Housing, Local Government and Planning and Minister for Public Works

Policy response	Strategies and goals	Targets and outcomes	Responsible minister
	providers and the private sector to build, finance, own, operate and manage social and affordable housing. ³⁵²		
Coordinator-General	<p>The Coordinator-General³⁵⁴ administers the <i>Strong and Sustainable Resource Communities Act 2017 (Qld)</i> (SSRC Act).³⁵⁵</p> <ul style="list-style-type: none"> The SSRC Act prevents the use of 100% Fly In Fly Out (FIFO) workforce arrangements on operational large resource projects prevents discrimination against locals in the future recruitment of workers, through the <i>Anti-Discrimination Act 1991 (Qld)</i>, makes social impact assessments (SIA) mandatory for large resource projects. The Coordinator-General also requires SIA for all non- resource projects undergoing an environmental impact statement (EIS) in Queensland. The SIA must be undertaken in accordance with the Coordinator-General's Social Impact Assessment Guidelines (2018), which is a statutory guideline under the SSRC Act. The SIA must include a social baseline for communities affected by the project and assess and develop management plans for any potential impacts (positive and negative). The proponent must develop an inclusive and consultative engagement program with affected communities, including Aboriginal and Torres Strait Islander peoples. <p>The five key matters which must be considered in the SIA are:</p> <ul style="list-style-type: none"> community and stakeholder engagement workforce management housing and accommodation local business and industry procurement health and community well-being. 	<p>Outcomes:</p> <ul style="list-style-type: none"> A key component is legitimacy in that a project is understood to be subject to a robust assessment process and accepted legal framework. The SSRC Act and the Coordinator-General's Social Impact Assessment Guidelines (2018) contribute legitimacy, and in turn support social licence to operate across Queensland regions.³⁵⁶ 	Minister for State Development and Infrastructure, Minister for Industrial Relations and Minister for Racing
Good secure jobs in our traditional and emerging industries			

Queensland new-industry development strategy	<p>The Queensland New-Industry development strategy sets out the Queensland Government's approach to proactively developing the industries that will be in demand in a decarbonising world.³⁵⁷</p> <p>Key actions include:</p> <ul style="list-style-type: none"> • Legislation to support industry growth and economic activity through land acquisition, zoning, project facilitation and approvals. • Land use certainty, through the delivery of statutory land use plans across each the regions. By combining these statutory plans with Regional Infrastructure Plans the state 	<p>Target:</p> <ul style="list-style-type: none"> • Regional Economic Futures Fund to deliver initiatives that help regional economic transformation in communities that will be directly impacted by the transition to a low-emission economy.³⁵⁷ • Queensland Government in collaboration with Queensland University of Technology (QUT) and local industry partners to establish QUEST Hub to build on existing battery research, development and testing.³⁵⁷ <p>Outcomes:</p> <ul style="list-style-type: none"> • Established a state-wide Local Economic Opportunities Network (LEO) to work with communities across the state to identify opportunities for 	Minister for State Development and Infrastructure, Minister for Industrial Relations and Minister for Racing
--	---	---	--

Policy response	Strategies and goals	Targets and outcomes	Responsible minister
	will provide a clear foundation for regional growth, liveability and prosperity.	economic diversification and promote these for investment consideration. ³⁵⁸	
Quantum and advanced technologies	<p>The Queensland Quantum and Advanced Technologies Strategy, developed in partnership with Queensland universities, builds on the State of Queensland's strengths in quantum research and advanced technology development.^{359,360}</p> <ul style="list-style-type: none"> • Pillar 1: Deep science capability • Pillar 2: Science commercialisation • Pillar 3: Quantum workforce • Pillar 4: Engagement and missions • Pillar 5: Investment 	<p>Targets:</p> <p>The Queensland Government will undertake actions frame against the five pillars, including:</p> <ul style="list-style-type: none"> • Support the establishment of the ARC Centre of Excellence for Quantum Biotechnology.³⁵⁹ • Work with Queensland universities and industry to ensure advanced testing and fabrication infrastructure is optimised to support commercialisation.³⁵⁹ • Support a startup-focused quantum and advanced technologies incubator that supports scientist entrepreneurs and provides ready access to intellectual property and prototyping facilities.³⁵⁹ • Engage deep tech venture funds on becoming part of the Queensland ecosystem.³⁵⁹ <p>Work with universities and TAFE under the Queensland Workforce Strategy to understand and build the technical skill base for quantum and advanced technologies.³⁵⁹</p>	<p>Premier</p> <p>Minister for the Environment and the Great Barrier Reef and Minister for Science and Innovation</p>

Advanced Manufacturing 10-Year Roadmap and Action Plan	The Advanced Manufacturing 10-Year Roadmap and Action Plan has a number of strategies including: ³⁶¹	Outcomes:	Minister for Regional Development and Manufacturing and Minister for Water
	<ul style="list-style-type: none"> • Driving advanced manufacturing in Queensland. • Supporting manufacturers to grow in a carbon neutral future. • Supporting manufacturers to take advantage of large scale and emerging industry and procurement opportunities. • Increasing the participation of women in manufacturing. • Marketing Queensland Manufacturing. <p>Specific actions which support the Advanced Manufacturing 10-Year Roadmap and Action Plan strategies include:</p> <ul style="list-style-type: none"> • Deliver a Battery Manufacturing Framework to support the delivery of the Queensland Battery Industry Strategy. • Develop and deliver Queensland's Zero Emission Vehicle Industry Roadmap for manufacturing and supply chains. • Build capability and capacity for manufacturers to participate in supply chains to manufacture renewable energy technologies (including components for wind, solar and battery technologies, network infrastructure and hydrogen). • Deliver training and support programs that assist manufacturers to move to carbon neutrality and environmental sustainability. 	<ul style="list-style-type: none"> • The Made in Queensland (MIO) grants program continued in 2022-23. As at June 2023, the program has supported 136 projects across Queensland, with 85 projects completed.³⁶² • The Manufacturing Hubs Grants Program in 2022-23, awarded funding to 14 regional manufacturing projects, expected to create 153 jobs and protect a further 514 jobs.³⁶² • The Manufacturing Capability Development and Industry Engagement and Development Programs provide tools, information and demonstrations to build capacity and capability in manufacturing businesses. In 2022-23, the department delivered 111 workshops, events and seminars attracting 3,197 people.³⁶² • The Manufacturing Sustainability Benchmark program supports manufacturers to benchmark their business's resource use, waste and carbon emissions and develop a detailed action plan to reduce costs and their environmental footprint. • Delivery of the \$7.1 million Manufacturing Energy Efficiency Grant Program to support SME manufacturers to reduce energy costs and operational emissions and increase their competitiveness in a low carbon future.³⁶³ 	

Policy response	Strategies and goals	Targets and outcomes	Responsible minister
	<ul style="list-style-type: none"> Identify and support targeted sectors of specialisation and build manufacturing capabilities in these sectors. Targeted sectors include renewables, rail manufacturing, metal fabrication and other identified emerging sectors. 		
Good people. Good jobs: Queensland Workforce Strategy 2022–2032	<p><i>Good people. Good jobs: Queensland Workforce Strategy 2022–2032</i> sets out how the government seeks to:^{364,365}</p> <ul style="list-style-type: none"> connect industry, community and government to more Queenslanders, educate the workforce through upskilling and reskilling, attract and retain a skilled workforce. <p>The strategy is underpinned by five focus areas:</p> <ul style="list-style-type: none"> workforce participation local solutions school-to-work transitions workforce attraction and retention skilling Queenslanders now and into the future. <p>Delivery of the strategy is supported by multi-year action plans, the first of which runs from 2022–2025.³⁶⁶</p>	<p>Outcomes:</p> <p>Information regarding the progress of the 33 actions of the Queensland Workforce Strategy Action Plan 2022–2025 is publicly available.³⁶⁶ Selected highlights are summarised below:</p> <p><i>Workforce participation:</i></p> <ul style="list-style-type: none"> Diverse Queensland Workforce program expanded to support 2,500 migrants, refugees and international students into work.^{367,368} Implementing Paving the Way – the First Nations Training strategy to support Aboriginal and Torres Strait Islander peoples’ skills development and respond to local and community employment needs.³⁶⁹ <p><i>School to Work Transitions:</i></p> <ul style="list-style-type: none"> In 2022, more than 30,000 students took part in industry-related GISP activities. 32 Queensland high schools have joined the <i>Hydrogen Gateway to Industry</i> Schools program, also a key action of the <i>Hydrogen Industry Workforce Development Roadmap 2022–2032</i>.³⁷⁰ 	Minister for Employment and Small Business and Minister for Training and Skills Development
Skills for Queensland	<p>The government is ensuring Queenslanders have the skills they need to find meaningful jobs and set up pathways for the future.</p> <p>Key initiatives include the Skilling Queenslanders for Work (SQW) initiative which is designed to achieve success on social, economic and fiscal fronts to increase workforce participation, drive job growth, improve skills development and work opportunities for disadvantaged Queenslanders. SQW funds the community sector and follows a place-based approach tailored to specific disadvantaged cohorts and communities.^{371,372}</p> <p>SQW is a permanent initiative with an annual budget of \$80M to support up to 15,000 disadvantaged Queenslanders into work each year through a suite of targeted skills and training programs.</p>	<p>Outcomes:</p> <p>Skilling Queenslanders for Work outcomes for 2022–23 include:³⁷³</p> <ul style="list-style-type: none"> 391 projects approved to assist 12,260 disadvantaged Queenslanders. 9,886 people assisted with 76% participants engaged in employment, training or a combination of both, 12 months after exiting the program. Fee-Free TAFE has already achieved its target of 37,000 vocational education and training places delivered for Queenslanders in 2023. Free Apprenticeships for Under 25s has seen over 67,000 apprentices and trainees supported to undertake fee-free training since 2018.³⁷⁴ 	<p>Deputy Premier, Treasurer and Minister for Trade and Investment</p> <p>Minister for Employment and Small Business and Minister for Training and Skills Development</p>

Tourism industry development	<p>The Department of Tourism and Sport plays a key role in driving the return and growth of a sustainable and competitive tourism industry, attracting capital investment and maximising the benefit of tourism and major events to boost Queensland's economy.³⁷⁵</p> <p>Released in November 2022, the Department is guided by the <i>Towards Tourism 2032: Transforming Queensland's visitor</i></p>	<p>Outcomes: Achievements in 2022–23 include:³⁷⁷</p> <ul style="list-style-type: none"> Commenced delivery of the Phase one Implementation Plan (2023–2025) of the <i>Towards Tourism 2032</i> strategy to 'build and focus'—a sustained effort to grow industry now and lay foundations for the future. 	Minister for Tourism and Sport
------------------------------	--	--	--------------------------------

Policy response	Strategies and goals	Targets and outcomes	Responsible minister
	<p>economy tourism industry strategy, which is a collective framework for industry and government to deliver long term growth and success for Queensland tourism.³⁷⁶</p>	<ul style="list-style-type: none"> Continued delivery of the \$100 million Attracting Aviation Investment Fund, with 19 new services implemented during 2022-2023. Declared 2023 the Year of Accessible Tourism to create opportunities for the Queensland tourism industry to better cater to visitors of all abilities and provide greater destination experiences for all holidaymakers in Queensland. Attracted more than 3,500 workers to tourism jobs in regional Queensland through the Work in Paradise program. Implemented the Our Country Advisory Service to provide targeted support to emerging and established Indigenous tourism operators, sectoral aligned businesses, and community owned organisations. 	
Cyber Security and Resilience	<p><i>Cyber Security Unit:</i></p> <p>The Queensland Government Cyber Security Unit (CSU) sets cyber security policy and guidance for the Queensland public sector. The CSU also manages a number of whole-of-Government cyber security services, is developing a public sector cyber workforce and is supporting the development of the Queensland cyber security industry.^{378,379}</p> <p>In addition to the above the government has strategic policies contained in the following documents:³⁸⁰</p> <ul style="list-style-type: none"> <i>Digital Professional Workforce Action Plan 2020-2024</i> <i>Queensland Government (Cyber Security) Hazard Plan</i> <i>Our Thinking Digital Future – Queensland's Digital Economy Strategy and Action Plan</i> <p><i>Queensland Government Customer and Digital Group.</i>³⁸¹</p> <p>The group provides digital, strategic and service delivery leadership and capability to enable more responsive services across the Queensland Government.</p>	<p><i>Outcomes:</i></p> <p>The CSU team provides:³⁸²</p> <ul style="list-style-type: none"> cyber security leadership, governance, policy and standards, coordinated response to cyber security incidents, progression of cyber security capability development across government, advocacy for cyber security awareness. 	Minister for Transport and Main Roads and Minister for Digital Services
Deliver even better services right across Queensland			

Access to appropriate and relevant modes of learning	The Queensland Government is committed to supporting education service delivery as outlined in its state schooling strategy <i>Equity and Excellence: realising the potential of every student</i> ³⁸³ and the Service Delivery Statement. ³⁸⁴	Targets:	Minister for Education and Minister for Youth Justice
	<p>The department is:</p> <ul style="list-style-type: none"> Implementing the Investing for Success (I4S) program, that supports state schools to use funds to support students in achieving improved outcomes at all levels of schooling.³⁸⁵ Delivering the Student Wellbeing Package to employ additional wellbeing professionals and support 50 state schools to provide free general practitioner services to 	<p>Targets:</p> <ul style="list-style-type: none"> 88% of state school students who, six months after completing Year 12, are participating in education, training or employment.³⁸⁴ Achieve a 95% proportion of enrolments in an early childhood education program for.⁴⁰⁸ <ul style="list-style-type: none"> Indigenous Children Children who reside in disadvantaged areas. Achieve a 95% participation rate for children, who reside in disadvantaged areas, in an early education program.³⁸⁴ 95% of Aboriginal and Torres Strait Islander children engaged in quality kindergarten programs.³⁸⁴ 	

Policy response	Strategies and goals	Targets and outcomes	Responsible minister
	secondary students at school over three years from 2021–22. ³⁸⁶	<ul style="list-style-type: none">• Deliver more than 6100 new FTE teachers and more than 1100 new teacher aides over four years from 2021–2024.³⁸⁴ Education access outcomes: <ul style="list-style-type: none">• Proportion of students at or above the National Minimum for Years 3,5,7 and 9 are available from the Department of Education Service Delivery Statement.³⁸⁴• Queensland schools (including non-state schools) employed 65,045 full- time equivalent teaching staff in 2022. Of this total, 32,426 were employed in primary schools and 32,619 in secondary schools, as of February 2023.³⁸⁷• 88% of students, six months after completing Year 12, are participating in education, training or employment.³⁸⁴• 99.7% of Queensland children were enrolled in an early childhood education program in 2022–23.³⁸⁴ Student Wellbeing Package Outcomes: <ul style="list-style-type: none">• An additional 250 wellbeing professionals have been employed through the Student Wellbeing Package to support the provision of additional support for students' mental health in schools.³⁸⁸• 50 schools are taking part of the General Practitioners (GP) in Schools Pilot³⁸⁹ See <i>Appendix A: Datasets</i> for metrics.	

New schools and upgrades	<p>The Department of Education has a strategic plan that sets out its objective of providing a strong start for all children, ensuring every student realises their potential, provides fair and safe workplaces and communities and invests in capable people delivering the department's vision.³⁹⁰</p> <p><i>Building Future Schools Program:</i> Through the \$3 billion Building Future Schools Program, the government is delivering new state schools in high-growth areas across Queensland.</p> <p>The Department of Education is planning for the delivery of more new schools and additional classrooms to meet expected enrolment growth into the future.³⁹¹</p>	<p>Targets:</p> <ul style="list-style-type: none"> • Deliver two new schools in 2024 and actively plan for the delivery of seven new schools in 2025 and 2026.³⁹² • Delivering increased internet speeds at every state school in Queensland. Upgrades will see speeds increase on average 40 times greater than the previous bandwidth allocation standard by the end of 2023 and 200 times greater by 2026.³⁹³ <p>Outcomes:</p> <ul style="list-style-type: none"> • In January 2023, four new state schools opened to meet community needs and offer contemporary learning environments.³⁸⁸ • The government has delivered 25 new schools since 2015, and a further two new schools will open in 2024.³⁹¹ • The government continues to invest in additional classrooms to cater for enrolment growth through the Growth Program.³⁹¹ • By 30 June 2023, a total of 1,002 state schools, representing 77% of all state schools, had received their initial upgrade. This equates to 92.5% 	Minister for Education and Minister for Youth Justice
--------------------------	--	--	---

Policy response	Strategies and goals	Targets and outcomes	Responsible minister
		of students having access to internet speeds of at least one Megabit per second. ³⁸⁸	
Delivery of core health services and infrastructure	<p>The Department of Health delivers expert health system governance, statewide clinical health support services, information and communication technologies, health promotion and disease prevention strategies, urgent patient retrieval services and health infrastructure planning.³⁹⁴</p> <p>The department's key actions include:</p> <ul style="list-style-type: none">operating the health and ambulance services and supporting frontline staff including doctors, nurses and paramedicsproviding improved mental health servicesincreasing health system capacity. <p><i>Satellite Hospitals Program</i>.³⁹⁵</p> <ul style="list-style-type: none">Supporting these actions, the Satellite Hospitals Program (SHP) is a Queensland Government commitment to deliver seven new facilities to support public healthcare delivery in rapidly growing communities across South East Queensland.Sites have been chosen that provide better access to healthcare for local communities, in convenient settings. They will offer a range of services based on the health needs of the community. Each Satellite Hospital has a minor injury and illness clinic which will deliver walk-in, urgent care and support emergency departments at major hospitals by giving people more options to access healthcare for minor injuries and illnesses close to home.	<p>Targets:</p> <ul style="list-style-type: none">Increase health care capacity including delivery of an additional 2,200 additional overnight beds at 15 facilities by 2028.³⁹⁶ <p>Outcomes:</p> <p>Between March 2015 and March 2023:³⁹⁷</p> <ul style="list-style-type: none">10,638 (or 38.1 per cent) increase in the number of nurses3,106 (or 39.2 per cent) increase in the number of doctors1,242 (or 33.5 per cent) increase in the number of ambulance officers engaged under the <i>Ambulance Service Act 1991</i> (Qld)2,418 (or 24.5 per cent) increase in the number of allied health practitioners1,350 increase in the number of available hospital beds between June 2015 and June 2022. <p><i>Satellite Hospitals Program Targets:</i></p> <ul style="list-style-type: none">The seven satellite hospitals are due to open in 2023–24.³⁹⁸Operating hours and staff numbers will be determined ahead of opening, with extended hours expected to be available for people seven days a week.³⁹⁹Satellite Hospitals in Bribie Island, Eight Mile Plains and Kallangur and will open later in 2023 and in 2024.⁴⁰⁰ <p><i>Satellite Hospitals Program Outcomes:</i></p> <p>Four Satellite Hospital have opened including:</p> <ul style="list-style-type: none">Caboolture Satellite Hospital.⁴⁰¹Redlands Satellite Hospital.⁴⁰²Ripley Satellite Hospital.⁴⁰³Tugun Satellite Hospital.⁴⁰⁴	Minister for Health, Mental Health and Ambulance Services and Minister for Women

Health and wellbeing initiatives	Key initiatives include:	Outcomes:	Minister for Health, Mental Health and Ambulance Services and Minister for Women
	<ul style="list-style-type: none"> Prevention Strategic Framework 2017–2026 – a pathway for reducing chronic diseases and improving health for all Queenslanders.⁴⁰⁵ Health and Wellbeing Queensland has developed a draft Queensland Obesity Prevention Strategy in response to the National Obesity Strategy 2022-32.⁴⁰⁶ The Rural and Remote Health and Wellbeing Strategy 2022– 2027 outlines a whole-of-system approach to achieving health equity for rural and remote Queenslanders.⁴⁰⁷ The Queensland Newborn Bloodspot Screening (NBS) Strategic Framework provides the strategic directions for 	<ul style="list-style-type: none"> 1.9 percentage point reduction in the number of children who are overweight (2011–12 to 2017–18). (See <i>Appendix A: Datasets: Metric 36</i>) 68.8% of children in 2022 and 47.5% of adults in 2021 were reported to have met daily recommendations for servings of fruit, 2.8% of children in 2022 and 7.4% of adults in 2021 met the recommendation for daily vegetable consumption, and 46.3% of children in 2022 and 56.6% of adults in 2021 met recommendations for physical activity.⁴¹⁰ <i>The health of Queensland. Report of the Chief Health Officer Queensland</i> has been released digitally. It provides a public assessment 	

Policy response	Strategies and goals	Targets and outcomes	Responsible minister
	NBS policy and guideline development, governance, quality, monitoring and evaluation to support NBS program delivery. ⁴⁰⁸	of the health status of the population and is used to inform strategic policy and planning within Queensland Health. ⁴¹¹	
	<ul style="list-style-type: none"> The Queensland Cancer Screening Strategic Framework 2019-2026 provides a prevention and early detection pathway for improved cancer outcomes for Queenslanders. The framework focuses on increasing participation in the three national cancer screening programs (i.e., breast, bowel and cervical) and ensuring timely, safe and high-quality health service provision across the entire participant screening pathway.⁴⁰⁹ 	See <i>Appendix A: Datasets</i> for metrics.	
Free Kindy	Kindergarten, known as kindy, is a part-time educational program for children in the year before commencement of schooling. Kindy is 15 hours per week, 40 weeks per year.	<ul style="list-style-type: none"> From 1 January 2024, kindy will be free for all eligible kindy-age children who attend a government-approved free kindergarten program in a sessional kindergarten or long day care service.⁴¹² 	Minister for Education and Minister for Youth Justice
	The Queensland Government is making kindy free for all Queensland children from 1 January 2024. ⁴¹²		
Social policy opportunities			
Investment in research and development (R&D)	Queensland Government's investments in science and research, particularly over the last 15 years, have created a strong foundation from which to address future challenges. Queensland has established a global reputation for science excellence and research capability achieving outstanding results such as the development of the Hendra virus vaccine. ⁴¹³	<p>Outcomes:</p> <p>Around \$394 million was spent by the government on R&D in 2021–22 (2020–21: \$444 million). As a proportion of total expenditure, the top two organisations were:⁴¹⁴</p> <ul style="list-style-type: none"> Queensland Health accounting for 50 per cent. Department of Agriculture and Fisheries accounting for 27 per cent. <p>See <i>Appendix A: Datasets</i> for metrics.</p>	<p>Minister for the Environment and the Great Barrier Reef and Minister for Science and Innovation Minister for Health, Mental Health and Ambulance Services and Minister for Women</p> <p>Minister for Agricultural Industry Development and Fisheries and Minister for Rural Communities</p>
Advance Queensland	To build Queensland's competitive strengths, diversify the economy and create the knowledge-based jobs of the future, Advance Queensland is driving innovation-led economic growth through increased collaboration between government, industry and research organisations. ⁴¹⁵	<p>Outcomes:</p> <ul style="list-style-type: none"> Advance Queensland has involved the delivery of more than 140 programs and activities supporting more than 28,500 jobs and leveraging over \$1 billion in funds from external partners and investors.⁴¹⁶ 	Minister for the Environment and the Great Barrier Reef and Minister for Science and Innovation

Developing innovative and globally competitive agribusinesses	<p>The Department of Agriculture and Fisheries (DAF) is supporting businesses to build natural capital, maintain high levels of biosecurity and enhance ecosystem protection to safeguard Queensland's economy, environment, biodiversity and social amenity.</p> <p>DAF is accessing improved practices, data and new technologies to enhance the productivity, profitability and sustainability of food and fibre value chains.⁴¹⁷</p>	<p>Targets:</p> <ul style="list-style-type: none"> Provide Round 6 funding for the Rural Economic Development Grants program to fund the purchase of innovative equipment and new infrastructure.⁴¹⁷ <p>Outcomes:</p> <ul style="list-style-type: none"> 41,891 agriculture, forestry and fishing businesses supported across Queensland in 2021–22.⁴¹⁷ <p>See <i>Appendix A: Datasets</i> for metrics.</p>	Minister for Agriculture and Fisheries and Minister Rural communities
---	---	---	---

Policy response	Strategies and goals	Targets and outcomes	Responsible minister
Queensland Venture Capital Development Fund (VCDF)	<p>The VCDF is a Queensland Government program, managed by QIC, which is seeking to accelerate, develop and enhance the venture capital industry in Queensland by:^{4,18,419}</p> <ul style="list-style-type: none"> • Enhancing local venture capital funds' capacity to attract external investment. • Encourage venture capital firms to establish a presence in the region, leading to increased investment in local businesses. • Address funding gaps by boosting venture capital inflow, resulting in job creation, innovative solutions, and new enterprises. • Offer accelerator programs to expand investment-ready businesses, broadening opportunities for investors. • Capitalize on economic, environmental, social, and diversity-related trends in the state's priority industries. 	<p>Outcomes: The VCDF comprises three core elements:⁴¹⁹</p> <ul style="list-style-type: none"> • Matched Funding, Accelerator Funding a Development Program • Accelerator Funding - funding to suitable accelerator programs to run at least 4 programs to increase deal flow for Queensland investors. • Development Program - the appointed venture capital funds and accelerators will participate in the VCDF Development Program to accelerate, develop and enhance the venture capital industry in Queensland. <p>The VCDF request for proposal (RFP) period closed on Thursday 13 July 2023, followed by shortlisting of RFP respondents with a view to progressing further due diligence and making investments.</p>	Deputy Premier, Treasurer and Minister for Trade and Investment

Social - Risk management

Key risks and opportunities are managed by Cabinet through responsible Ministers and administering departments with support from the *Queensland Government's Performance Management Framework Policy*.

Service Delivery Statements establish key efficiency and effectiveness service standards for each Minister's portfolio and provide information on progress toward achieving these targets.

Annual reports are prepared by each government agency on non-financial and financial performance towards achievement of government's objectives.

Social - Metrics and targets

The Queensland Government uses a wide range of metrics and targets to assess, manage and monitor the government's performance in managing its social risks. Targets and milestones are established for key policy responses to monitor their effectiveness over time. Key targets and milestones are identified in *Social - Policy response*.

Governance

Queensland's economic resilience and prosperity is based on a history of stable governance. This has been made possible through robust governance frameworks that support Ministers and accountable officers to provide oversight and discharge their obligations with due care and diligence.

Queensland Government's approach to governance is built on effective Economic and Fiscal management. By ensuring prudent management of our economy and finances, the Queensland Government can respond to key challenges, drive growth, and deliver positive outcomes for all Queenslanders.

The Queensland Government has embedded economic and fiscal considerations into policy and budget settings to progress its governance sustainability priorities (Figure 17).

Figure 17: Queensland's governance sustainability priorities



Economic and Fiscal - Management

Economic and fiscal matters are primarily managed by the Cabinet Budget Review Committee (CBRC) and the Deputy Premier, Treasurer and Minister for Trade and Investment.

Oversight of the Queensland Government's economic and fiscal risks is provided by the Ministers noted in *Figure 18*, supported by the Cabinet Budget Review Committee (CBRC). CBRC is a standing committee of Cabinet that considers financial and budgetary decisions. It meets regularly at the discretion of the Premier of Queensland. For full list of ministers and their responsibilities please see *Appendix B: Ministers and responsibilities* or the Minister's charter letter.

Figure 18: Queensland's economic and fiscal management

Ministers	
Premier	Minister for State Development and Infrastructure, Minister for Industrial Relations and Minister for Racing
Deputy Premier, Treasurer and Minister for Trade and Investment	Minister for Transport and Main Roads and Minister for Digital Services

Economic and Fiscal - Strategy

The Government's fiscal principles and economic strategy provide the foundation for the state's financial decision making. Strong economic outcomes provide government with the fiscal capacity to take positive actions and deliver continued targeted investment in climate change transition, social services and reforms that strengthen communities and support vulnerable Queenslanders. By implementing initiatives that attract investment and promote innovation, as well as focusing on economic opportunities and enablers aligned with long-term sustainability goals, the government is building a prosperous and sustainable future.

The Queensland Government economic and fiscal strategy is detailed in the annual Queensland Budget and is reflected in the economic and fiscal objectives and approach (*Figure 19*).

Figure 19: Queensland Government’s economic and fiscal objectives and approach

Type	Objective	Approach	Policy response
Economic	Securing Queensland’s path to a prosperous future	<p>The economic strategy will create more jobs by leveraging Queensland’s strengths and growing its traditional and emerging industries, expanding supply chains and seizing opportunities in the lead up to the Brisbane 2032 Olympic and Paralympic Games and beyond.</p> <p>Key enablers to capitalise on these opportunities and drive future growth include: a larger, more skilled workforce; targeted infrastructure investment; a competitive investment environment; expanded trade networks; increased innovation and digitalisation; and maintaining strong Environmental, Social and Governance (ESG) credentials.</p>	Economic and productivity
Fiscal	<i>Fiscal Principle 1</i> – Stabilise the General Government Sector net debt to revenue ratio at sustainable levels in the medium term, and target reductions in the net debt to revenue ratio in the long term.	<p>The fiscal strategy leverages Queensland’s strong economic performance to respond to key challenges facing Queenslanders, including addressing cost-of-living pressures, enhancing health services, improving housing affordability and keeping communities safe. The strategy also provides for investment in healthcare and critical infrastructure across all regions to position Queensland on a clear path towards longer-term growth and prosperity.</p> <p>Strategic policy priorities are:</p> <ul style="list-style-type: none">• <i>Tackling the cost of living</i> - Cost-of-living pressures are being felt across the country, with all Australian households, businesses and industries.• <i>Infrastructure for a growing state</i> - As Queensland continues to grow and diversify, continued investment in infrastructure will support productivity growth and enhanced standards of living.• <i>Delivering better services</i> - Ongoing investment in essential services, including health, housing, education, justice, safety and social services, will continue delivering enduring social and economic benefits. These services support increased economic participation and aim to improve the wellbeing of Queenslanders.• <i>Investing in Queensland’s future</i> –The government’s fiscal strategy continues to support the delivery of the government’s overarching community objectives. Investment in the state’s capital program supports the ongoing transformation of the Queensland economy, focuses on growing a sustainable and diversified economy that is resilient, productive, competitive and able to respond to future opportunities and challenges.	Budget decision making and financial risk management
	<i>Fiscal Principle 2</i> – Ensure that average annual growth in General Government Sector expenditure in the medium term is below the average annual growth in General Government Sector revenue to deliver fiscally sustainable operating surpluses		
	<i>Fiscal Principle 3</i> – Target continual improvements in net operating surpluses to ensure that, in the medium term, net cash flows from investments in non-financial assets (capital) will be funded primarily from net cash inflows from operating activities. The capital program will focus on supporting a productive economy, jobs, and ensuring a pipeline of infrastructure that responds to population growth.		
	<i>Fiscal Principle 4</i> – Maintain competitive taxation by ensuring that, on a per capita basis, Queensland has lower taxation than the average of other states		
	<i>Fiscal Principle 5</i> – Target the full funding of long-term liabilities such as superannuation and workers’ compensation in accordance with actuarial advice.		

Economic and Fiscal - Policy response

Below is a summary of the of Queensland Government policies that support the management of economic and fiscal risks and opportunities.

Policy response	Strategies and goals	Targets and outcomes	Responsible minister
Implementing economic policy	The government's direction on economic management is informed by the government objectives for the community; ⁴²⁰ It is supported by the Queensland Government's robust system of checks and balances, stewardship and transparency on the use of public funds, underpinned by a legislated financial accountability framework.	Targets: <ul style="list-style-type: none">The government's economic strategy is focused on growing a sustainable and diversified economy that is resilient, productive, competitive and able to respond to future challenges and opportunities. The economic strategy will create more jobs by leveraging Queensland's strengths and growing its traditional and emerging industries, expanding supply chains and seizing opportunities in the lead up to the Brisbane 2032 Olympic and Paralympic Games and beyond.⁴²²	Deputy Premier, Treasurer and Minister for Trade and Investment
Economic policy	The Queensland Budget provides capital investment and funding in areas such as health, energy transformation, social and economic infrastructure, education, family services, justice and policing, protecting the environment and reducing the cost of living.	Outcomes: <ul style="list-style-type: none">Queensland GSP rose by 4.4% in 2021-22 (2.9% in 2020–21).⁴²³ (Appendix A: Datasets Metric 43)	
	<i>The Big Build – infrastructure for a growing state</i> – is the Queensland Government's capital program to support jobs growth and provide expected productivity- enhancing infrastructure across all regions of the state that will improve the competitiveness of Queensland's traditional industries and support growth in new and emerging sectors, better connect communities across the state and strengthen their resilience in the face of future global challenges and natural disasters. ⁴²¹	See <i>Appendix A: Datasets</i> for metrics.	
Implementing fiscal policy			
Fiscal policy	The Queensland Treasurer must prepare and table in the Legislative Assembly a Charter of Fiscal Responsibility pursuant to the <i>Financial Accountability Act 2009 (Qld)</i> . The Charter sets out the fiscal principles that identify the government's fiscal objectives and support budget decision making.	The Treasurer tabled the <i>Charter of Fiscal Responsibility</i> (including Fiscal Principles) to the Legislative Assembly on the 15 June 2021. ⁴²⁴	
	Each principle has its own target which are reported by government.		Deputy Premier, Treasurer and Minister for Trade and Investment
Fiscal Principles	Fiscal Principle 1: Stabilise the General Government Sector net debt to revenue ratio at sustainable levels in the medium term, and target reductions in the net debt to revenue ratio in the long term.	Principle 1: Ratio of GGS net debt to revenue <ul style="list-style-type: none">Net Debt to revenue ratio was 3% in 2022-23.⁴²⁵ (2021–22: 15%),⁴²⁶	Deputy Premier, Treasurer and Minister for Trade and Investment
	Fiscal Principle 2: Ensure that average annual growth in General Government Sector expenditure in the medium term is below the average annual growth in General Government Sector revenue to deliver fiscally sustainable operating surpluses.	Principle 2: Average annual growth in expenditure is below the average annual growth in revenue. <ul style="list-style-type: none">In 2022-23, revenues grew by 2.1.1% and expenses by 8.6% compared to 2021 - 22⁴²⁵ (in 2021 -22: revenues grew by 18.1% and expenses by 9.7% compared to 2020-21⁴²⁶)	Deputy Premier, Treasurer and Minister for Trade and Investment
		See <i>Appendix A: Datasets</i> for metrics.	

<p>Fiscal Principle 3: Target continual improvements in net operating surpluses to ensure that, in the medium term, net cash flows from investments in non-financial assets (capital) will be funded primarily from net cash inflows from operating activities.</p> <p>The capital program to focus on supporting a productive economy, jobs, and ensuring a pipeline of infrastructure that responds to population growth.</p>	<p>Principle 3: A capital program increasingly being funded through cash surpluses.</p> <ul style="list-style-type: none">• In 2022-23, the General Government Sector (GGS) net investments in non-financial assets were funded in full through net cash inflows from operating activities.⁴²⁷ (In 2021-22, the GGS net investments in non-financial assets were also funded in full through net cash inflows from operating activities⁴²⁸)	<p>Deputy Premier, Treasurer and Minister for Trade and Investment</p>
---	---	--

Policy response	Strategies and goals	Targets and outcomes	Responsible minister
	Fiscal Principle 4: Maintain competitive taxation by ensuring that, on a per capita basis, Queensland has lower taxation than the average of other states.	<p>Principle 4: Revenue efforts do not constrain economic activity or place an undue burden on households.</p> <ul style="list-style-type: none"> Queensland's taxation per capita in 2021-22 was \$3,757, which was \$720 less the average of other jurisdictions. On average, Queenslanders paid \$1,087 less tax than New South Wales residents and \$928 less than Victorian residents.⁴²⁹ 	Deputy Premier, Treasurer and Minister for Trade and Investment
	Fiscal Principle 5: Target the full funding of long-term liabilities such as superannuation and workers' compensation in accordance with actuarial advice.	<p>Principle 5: A government priority to fully fund its long-term liabilities including superannuation and workers' compensation.</p> <ul style="list-style-type: none"> As at 30 June 2023, WorkCover Queensland was fully funded.⁴²⁵ The latest full actuarial review of the QSuper scheme was as at 30 June 2021 and found the scheme to be fully funded. The next triennial review will report on the funding status of the scheme as at 30 June 2024.⁴²⁵ 	Deputy Premier, Treasurer and Minister for Trade and Investment
Queensland Future Fund	<p>The Queensland Future Fund (QFF) framework supports Queensland's future economic success.</p> <p>The Debt Retirement Fund (DRF) is the first fund established under the <i>Queensland Future Fund Act 2020 (QFF Act)</i> with the sole purpose of debt reduction. It was established to grow investment assets to support the debt position and reduce relative net debt burden of the Queensland Government.</p>	<p>Outcomes:</p> <ul style="list-style-type: none"> The balance of the DRF as at 30 June 2023 was \$8.336 billion.⁴³⁰ 	Deputy Premier, Treasurer and Minister for Trade and Investment
Sustainable Investment	<p>Queensland Government's significant financial investments are managed by QIC Limited.</p> <p>Investment decisions and portfolio structuring is undertaken with a belief that material sustainability risk factors can impact the performance outcomes of investment portfolios.</p> <p>Sustainability risks and opportunities are considered and managed as a fundamental part of the investment processes and form a primary consideration of investment decision-making.</p>	<p>Targets:</p> <ul style="list-style-type: none"> Identify, consider and manage ESG risks and opportunities as part of the investment approaches of each investment team.⁴³¹ <p>Outcomes:</p> <ul style="list-style-type: none"> QIC became a signatory to the Net Zero Asset Managers (NZAM) Initiative on 30 June 2023. This builds on QIC's decarbonisation to date, with seven funds across the Real Estate and Infrastructure capabilities already having net zero emissions targets.⁴³¹ Data management and ESG reporting: QIC is implementing a data strategy designed to facilitate greater analysis and depth of understanding across a broader range of ESG issues to further enhance decision making.⁴³¹ 	Deputy Premier, Treasurer and Minister for Trade and Investment

Strengthening Integrity	The Queensland Government is committed to transparency and is working on implementing integrity plans which include: ⁴³²	Outcomes:	Premier
	<ul style="list-style-type: none"> • release Cabinet submissions, agendas and decisions papers proactively • strengthen lobbying and complains regulation • develop a common framework to determine appropriate relationships among Ministers, their staff and senior public service officers. 	<ul style="list-style-type: none"> • The <i>Integrity and Other Legislation Amendment Act 2022 (Qld)</i> was assented to in December 2022, to implement some of the Yearbury Report and Coaldrake Report recommendations.⁴³³ • The <i>Integrity and Other Legislation Amendment Bill 2023 (Qld)</i>⁴³³ was introduced on 16th June 2023 to implement the outstanding recommendations from the Coaldrake and Yearbury Reports to strengthen the regulation of lobbyists and lobbying activities through amendments to the <i>Integrity Act 2009 (Qld)</i>, and enhance the independence of core integrity bodies through changes to the <i>Auditor-General Act 2009 (Qld)</i>, <i>Ombudsman Act 2001 (Qld)</i>, <i>Right to Information Act 2009 (Qld)</i>, <i>Integrity Act 2009 (Qld)</i>, and <i>Crime and Corruption Act 2001 (Qld)</i>. 	

Economic and Fiscal - Risk management

The government’s Economic and Fiscal risk management framework contains the following elements.

Figure 20: Examples of embedding economic and fiscal risk management into government operations

Element	Description
Strong Controls	<ul style="list-style-type: none">• The <i>Financial Accountability Act 2009 (Qld)</i> (the FA Act) establishes the financial risk framework and primary control measures.⁴³⁴• Under the FA Act, the Treasurer prepares a <i>Charter of Fiscal Responsibility</i>.• The Treasurer regularly reports to Parliament on the outcomes the government has achieved against the objectives stated in the <i>Charter of Fiscal Responsibility</i>.⁴³⁵• The <i>Queensland Government’s Performance Management Framework Policy</i> provides a structure for public sector planning, measuring and monitoring performance, and public reporting.⁴³⁶
Public Reporting ⁴³⁵	<ul style="list-style-type: none">• The government publicly discloses its plans and intended results and achievements in the annual Queensland Budget, providing detail on its strategic direction, priorities, fiscal and economic policies, and major initiatives.• Service Delivery Statements contain budgeted financial and non-financial information about each agency for the current and next financial year.• Each agency produces an annual report which documents its performance and includes audited financial statements.• The Queensland Government prepares an annual <i>Report on State Finances</i> (ROSF) and an annual mid-year <i>Budget Update</i>. The ROSF incorporates an Outcomes Report and audited financial statements. The Outcomes Report includes comparisons between financial years, as well as analysis of variances between budget and the outcomes. The mid-year <i>Budget Update</i> incorporates the changes to the state’s economic and fiscal position since the Queensland Budget.
Independent oversight and monitoring	<ul style="list-style-type: none">• Parliamentary Committees review the Budget by examining and reporting on the proposed expenditures, mainly through the estimates process. The committees hold public hearings at which Ministers and responsible senior public servants are questioned regarding the proposed expenditures for the relevant portfolio areas.• The Auditor-General delivers public reports that contains findings, conclusions and recommendations on how the government can improve its performance. The Auditor- General is an independent officer, guided by professional auditing and accounting standards, that forms opinions about the reliability of financial statements.⁴³⁷• The Queensland Ombudsman investigates complaints about the actions and decisions of Queensland agencies and provides the public timely, effective and independent review of administrative actions and decisions. They also review the management of public interest disclosures in the government. ⁴³⁸• The Queensland Crime and Corruption Commission (CCC) deals with corruption that affects the Queensland public sector. It has the authority to deal with corruption in departments and statutory bodies, the Queensland Police Service, councils (local governments), universities, courts, tribunals and boards, and prisons.⁴³⁹

Economic and Fiscal - Metrics and targets

The Queensland Government uses a wide range of metrics and targets to assess, manage and monitor its economic and fiscal risks. Key targets and milestones are established by the Fiscal Principles and are identified in *Economic and Fiscal - Policy response*.

The government’s Fiscal Principles support economic and fiscal decision making. The determination of these principles is based on prudential benchmarks for sound financial management. Necessary measures to support the government’s strategy to drive recovery, restore its fiscal buffers and ensure its ongoing adequacy are being taken. The Fiscal Principles are reviewed each year as part of the annual Queensland Budget process.

The *Queensland Budget* and the *Budget Update* include metrics on the economic performance and outlook of the State of Queensland.

Appendix A: Datasets

Queensland has a detailed and evolving set of sustainability datasets which readers can use to understand the Queensland Government's risk profile. This appendix summarises the companion datasets and data dictionary, compiled by the Queensland Government Statistician's Office and represents the latest available information at the time of release. The data dictionary provides a full set of definitions and sources for the indicators referenced in the datasets.

Note: Data and the department titles are accurate as at 10 November 2023

Metric 1: Total carbon dioxide emissions by gas type

Table: Total carbon dioxide equivalent emissions by gas type, Queensland

	2004–05 (a)	2013–14	2014–15	2015–16	2016–17	2017–18	2018–19	2019–20	2020–21
CO2-e emissions (tonnes '000)									
Carbon dioxide (CO2)	146,990	116,590	115,186	105,823	109,919	114,537	104,532	101,581	88,121
Methane (CO2-e)	42,333	46,143	45,558	45,152	45,472	48,505	46,709	45,640	44,569
Nitrous oxide (CO2-e)	5,455	5,134	4,935	4,781	4,807	4,676	4,904	4,502	4,577
Other (CO2-e)	1,208	1,828	1,930	2,012	2,063	2,078	2,262	2,278	2,399
Total carbon dioxide equivalent emissions (b)	195,985	169,695	167,609	157,768	162,261	169,796	158,407	154,001	139,665
Population (persons) (c)	3,918,494	4,719,653	4,777,692	4,845,152	4,926,380	5,006,623	5,088,847	5,165,613	5,215,814
Per capita CO2-e emissions (tonnes per person)									
Carbon dioxide (CO2)	37.51	24.70	24.11	21.84	22.31	22.88	20.54	19.66	16.89
Total carbon dioxide equivalent emissions (b)	50.02	35.95	35.08	32.56	32.94	33.91	31.13	29.81	26.78

Source: CO2 – Australian Government, Department of Climate Change, Energy, the Environment and Water, Australia's National Greenhouse Accounts, National Greenhouse Gas Inventory – UNFCCC classifications (as at 18 Sep 23).

Population – Australian Bureau of Statistics, National, state and territory population, March 2023.

- (a) 2005 is the reference year. All emissions targets set by Queensland Government are based on emissions in the reference year.
- (b) Total carbon dioxide equivalent emissions represent the State of Queensland's direct emissions. Direct emissions, or total emissions, are the emissions released to the atmosphere as a direct result of an activity within the State of Queensland. Australia's National Greenhouse accounts also provide information on industry indirect Scope 2 emissions. Industry emissions are captured within the greenhouse gas inventory and form part of the state's direct carbon dioxide equivalent emissions.
- (c) Population as at 30 June each year.

Note: For further information on the data presented in this table please refer to the Data Dictionary.

Metric 2: Total carbon dioxide emissions by sector

Table: Total carbon dioxide equivalent emissions by sector, Queensland

	2013–14	2014–15	2015–16	2016–17	2017–18	2018–19	2019–20	2020–21
CO2-e emissions (tonnes '000)								
Public electricity and heat production (CO2-e)	42,708	48,232	50,159	51,156	53,146	51,701	49,439	46,944
Stationary and industrial energy (CO2-e) (a)	20,667	20,999	22,012	23,915	25,091	24,990	25,196	25,530
Transport (CO2-e)	21,000	21,183	22,223	22,316	23,655	23,581	22,050	21,761
Agriculture (CO2-e)	23,968	21,461	21,022	21,356	22,737	21,511	19,940	20,650
Fugitive emissions (CO2-e)	16,062	19,398	20,293	19,870	21,265	20,218	21,640	20,395
Industrial processes (CO2-e)	5,361	5,385	5,328	5,135	5,405	5,989	5,767	5,808
Waste (CO2-e)	3,026	3,065	3,109	2,955	3,087	3,137	3,338	3,097
Land use (CO2-e)	36,904	27,885	13,623	15,557	15,410	7,280	6,632	-4,519
Total direct carbon dioxide equivalent emissions (b)	169,695	167,609	157,768	162,261	169,796	158,407	154,001	139,665

Source: CO₂ – Australian Government, Department of Climate Change, Energy, the Environment and Water, Australia’s National Greenhouse Accounts, National Greenhouse Gas Inventory – UNFCCC classifications (as at 26 Sep 2023).

- (a) Stationary and Industrial Energy (CO2-e) are calculated by subtracting the sum of all other data items from the Total direct carbon dioxide equivalent emissions.
- (b) Total carbon dioxide equivalent emissions represent the State of Queensland’s direct emissions. Direct emissions, or total emissions, are the emissions released to the atmosphere as a direct result of an activity within the State of Queensland. Australia’s National Greenhouse accounts also provide information on industry indirect Scope 2 emissions. Industry emissions are captured within the greenhouse gas inventory and form part of the state’s direct carbon dioxide equivalent emissions.

Note: For further information on the data presented in this table please refer to the Data Dictionary.

Metric 3: Sulphur dioxide emissions

Table: Sulphur dioxide emissions, Queensland

	2013–14	2014–15	2015–16	2016–17	2017–18	2018–19	2019–20	2020–21
Tonnes ('000)								
SO2 emissions	183.2	191.7	196.6	200.3	204.7	200.4	191.2	187.6

Source: SO₂ – Australian Government, Department of Climate Change, Energy, the Environment and Water, Australia’s National Greenhouse Accounts, National Greenhouse Gas Inventory – UNFCCC classifications (as at 18 Sep 2023).

Note: For further information on the data presented in this table please refer to the Data Dictionary.

Metric 4: Non-methane volatile organic compound emissions

Table: Non-methane volatile organic compound (NMVOC) emissions Kt, Queensland

	2013–14	2014–15	2015–16	2016–17	2017–18	2018–19	2019–20	2020–21
Tonnes ('000)								
NMVOC emissions	439.7	422.3	412.2	413.3	394.8	368.4	328.2	310.6

Source: NMVOC - Australian Government, Department of Climate Change, Energy, the Environment and Water, Australia’s National Greenhouse Accounts, National Greenhouse Gas Inventory – UNFCCC classifications (as at 18 Sep 23).

Note: For further information on the data presented in this table please refer to the Data Dictionary.

Metric 5: Renewable energy as a share of total energy consumed in Queensland

Table: Renewable energy as a share of total energy consumed, Queensland (a)

	2016–17	2017–18	2018–19	2019–20	2020–21	2021–22	2022–23
Per cent							
Renewable energy as a share of total energy consumed in Queensland	7.0	8.5	12.9	17.2	20.2	21.4	26.0

Source: Department of Energy and Public Works Annual Report 2022–23, page 22.

PV = Photovoltaic

- (a) Data are based on energy consumed. Energy consumed differs from electricity generated.
- (b) The government has not set annual targets for the 50% target by 2030. Output of renewable energy generation on an annual basis is a market outcome and can vary year-to-year depending on a range of factors including electricity demand, the rate of deployment of projects and climatic variations (for example, resulting in higher or lower solar/wind/water resource availability).

Note: For further information on the data presented in this table please refer to the Data Dictionary.

Metric 6: Electricity generation by fuel type (Non-renewable & Renewable), financial year

Table: Electricity generation by fuel type, physical units, Queensland (a)

	2014–15	2015–16	2016–17	2017–18	2018–19	2019–20	2020–21	2021–22
Gigawatt hours								
Non-renewable fuels:								
Black coal	44,553.8	48,015.8	51,042.7	53,635.3	52,120.6	48,568.9	46,248.2	44,460.9
Natural gas	18,248.5	13,816.9	12,236.6	11,045.5	9,933.9	11,214.1	10,324.4	9,505.4
Oil products	1,197.2	1,199.1	1,215.9	1,047.7	1,000.6	983.7	1,034.9	1,098.3
Total non-renewable	63,999.5	63,031.9	64,495.2	65,728.5	63,055.1	60,766.8	57,607.5	55,064.6
Renewable fuels:								
Bagasse, wood	1,550.3	1,656.3	1,291.8	1,252.9	1,157.9	1,029.8	1,076.4	990.3
Biogas	91.1	115.5	118.3	126.5	175.1	189.2	198.5	223.5
Wind	32.5	28.4	29.0	30.3	399.1	927.9	1,826.0	1,850.1
Hydro	649.1	491.7	672.2	646.1	1,057.3	634.6	950.2	1,118.9
Large-scale solar PV	5.9	7.3	34.1	171.5	1,491.7	3,334.5	3,395.8	3,766.1
Small-scale solar PV	1,788.0	2,055.9	2,335.9	2,760.9	3,330.2	4,120.2	5,160.9	6,219.6
Geothermal	0.6	0.2	0.5	n.a.	n.a.	n.a.	n.a.	n.a.
Total renewable	4,117.5	4,355.3	4,481.7	4,988.1	7,611.4	10,236.2	12,607.9	14,168.5
Total	68,117.0	67,387.1	68,976.8	70,716.6	70,666.5	71,003.0	70,215.4	69,233.1
Renewable (per cent of total)	6.0	6.5	6.5	7.1	10.8	14.4	18.0	20.5

Source: Department of Climate Change, Energy, the Environment and Water, Australian Energy Update, 2023, Table O.

PV = Photovoltaic

- (a) Data are based on electricity generation. Electricity generation differs from energy consumption.
- (b) Data are based on financial year. Financial year data will differ to data reported by calendar year.
- (c) Total electricity generation in Queensland includes off-grid systems and generation by businesses and households for their own use. These figures are different to the metric used for reporting against Queensland's 50% renewable energy target by 2030 (Metric 5). The Queensland Government currently reports a measure of renewable energy generation in Queensland as a proportion of electricity consumption within Queensland (excluding exports). i.e. An estimate of the proportion of electricity consumed in Queensland that is generated from renewable sources.

Note: For further information on the data presented in this table please refer to the Data Dictionary.

Metric 7: Electricity generation by fuel type (Non-renewable & Renewable), calendar year

Table: Electricity generation (a) by fuel type, physical units, Queensland (b)(c)

	2015	2016	2017	2018	2019	2020	2021	2022
Gigawatt hours								
Non-renewable fuels:								
Black coal	46,368.5	49,884.2	52,444.3	52,946.8	50,114.1	47,083.9	45,199.5	43,324.5
Natural gas	15,770.3	12,532.9	11,661.4	10,416.2	10,564.1	11,531.3	9,685.2	9,732.6
Oil products	1,080.3	1,172.0	1,164.2	1,024.1	1,000.8	985.0	1,084.3	1,042.6
Total non-renewable	63,219.1	63,589.1	65,269.8	64,387.1	61,679.0	59,600.2	55,969.0	54,099.8
Renewable fuels:								
Biomass	1,639.6	1,540.8	1,422.2	1,378.7	1,269.4	1,218.2	1,237.9	1,231.3
Wind	30.8	26.6	28.5	140.6	624.5	1,364.5	1,761.2	1,916.3
Hydro	506.9	543.5	662.1	825.2	1,067.7	650.8	1,066.1	1,214.2
Large-scale solar PV	8.0	17.1	85.8	818.6	2,733.4	3,396.0	3,449.1	4,438.9
Small-scale solar PV	1,922.7	2,177.4	2,525.5	3,024.1	3,692.5	4,607.3	5,716.9	6,687.4
Geothermal	0.4	0.4	0.3	n.a.	n.a.	n.a.	0.0	0.0
Total renewable	4,108.4	4,305.8	4,724.4	6,187.1	9,387.4	11,236.7	13,231.3	15,488.1
Total	67,327.5	67,894.9	69,994.2	70,574.2	71,066.5	70,836.9	69,200.2	69,587.9
Renewable (per cent of total)	6.1	6.3	6.7	8.8	13.2	15.9	19.1	22.3

Source: Department of Climate Change, Energy, the Environment and Water, Australian Energy Update, 2023, Table O.

PV = Photovoltaic

- (a) Data are based on electricity generation. Electricity generation differs from energy consumption.
- (b) Calendar year data includes some estimates based on financial year data where detailed calendar year data is not available. Calendar year data will differ to data reported by financial year.
- (c) Total electricity generation in Queensland includes off-grid systems and generation by businesses and households for their own use. These figures are different to the metric used for reporting against Queensland's 50% renewable energy target by 2030 (Metric 5). The Queensland Government currently reports a measure of renewable energy generation in Queensland as a proportion of electricity consumption within Queensland (excluding exports). i.e. An estimate of the proportion of electricity consumed in Queensland that is generated from renewable sources.

Note: For further information on the data presented in this table please refer to the Data Dictionary.

Metric 8: Primary energy consumption by fuel type, GSP, population and energy intensity

Table: Primary energy consumption by fuel type, Queensland (a)

	2014–15	2015–16	2016–17	2017–18	2018–19	2019–20	2020–21	2021–22
Petajoules								
Coal	485	518	544	571	554	524	506	486
Oil	556	543	564	579	577	544	502	505
Gas	295	296	310	302	294	313	313	306
Renewables	123	120	130	121	124	127	140	143
Statistical discrepancy	-22	-13	-15	-24	-20	-22	-18	-11
Total	1,436	1,465	1,532	1,548	1,530	1,486	1,443	1,428
Population (million persons) (b)	4.78	4.85	4.93	5.01	5.09	5.17	5.22	5.32
Renewables on a per capita basis (GJ/person)	25.6	24.8	26.3	24.1	24.3	24.6	26.8	26.9
GSP (\$ million)	327,729	335,443	344,040	357,495	360,960	357,646	368,192	384,508
Energy consumption per capita (GJ/person)	300.6	302.3	311.0	309.3	300.6	287.7	276.6	268.3
Energy intensity (GJ/GSP \$ million)	4,382	4,366	4,453	4,331	4,237	4,156	3,918	3,713

Source: Department of Climate Change, Energy, the Environment and Water, Australian Energy Update, Table C, 2023.

PJ = Petajoules GJ = Gigajoules 1 Petajoule is equivalent to 1,000,000 Gigajoule.

Population – Australian Bureau of Statistics, National, state and territory population, March 2023.

GSP – Australian Bureau of Statistics, Australian National Accounts: State Accounts, 2021–22, CVM (2020–21 reference year). Note calculations for Energy Intensity (GJ/\$ million) and Energy Productivity (\$ million/PJ) are based on this dataset.

- (a) These figures are different to the metric used for reporting against Queensland’s 50% renewable energy target by 2030 (Metric 5). The Queensland Government currently reports a measure of renewable energy generation in Queensland as a proportion of electricity consumption within Queensland (excluding exports). i.e. An estimate of the proportion of electricity consumed in Queensland that is generated from renewable sources.
- (b) Population as at 30 June each year.

Note: For further information on the data presented in this table please refer to the Data Dictionary.

Metric 9: Electricity consumption by industry and residential

Table: Electricity consumption by industry and residential, Queensland (a)

	2014–15	2015–16	2016–17	2017–18	2018–19	2019–20	2020–21	2021–22
Petajoules								
Agriculture, forestry and fishing	1.4	1.3	1.1	1.4	1.5	1.4	1.2	0.9
Mining	31.0	40.1	45.5	47.2	50.3	51.0	50.5	50.3
Manufacturing	58.2	57.9	54.0	50.8	49.6	49.1	49.4	48.9
Electricity supply (b)	25.9	24.5	25.9	26.2	26.1	26.1	26.5	27.5
Gas supply	0.1	0.1	0.1	0.1	0.0	0.0	0.1	0.1
Water supply, sewerage and drainage services	1.0	1.6	1.6	1.7	2.5	2.5	2.4	2.2
Construction	1.6	2.0	1.5	1.5	1.3	1.3	1.3	1.3
Transport, postal and warehousing	6.9	6.7	6.3	6.4	6.6	6.7	6.4	6.6
Commercial and services (c)	53.1	51.7	51.7	49.7	48.9	45.2	43.8	44.3
Residential	43.9	44.2	45.6	45.5	47.6	50.4	53.3	56.1
Total	223.1	230.1	233.2	230.4	234.5	233.8	234.8	238.1

Source: Department of Climate Change, Energy, the Environment and Water, Australian Energy Update, Table F, 2023.

- (a) Electricity consumption excludes solar energy produced by households and industry for own use
- (b) Electricity supply is treated as a separate industry sector that uses electricity in the process of generating the electricity consumed by all other sectors
- (c) Includes ANZSIC Divisions F, G, H, J, K, L, M, N, O, P, Q, R, S

Note: For further information on the data presented in this table please refer to the Data Dictionary.

Metric 10: Waste management

Table: Waste management, Queensland (a)

	2014–15	2015–16	2016–17	2017–18	2018–19	2019–20	2020–21	2021–22
Tonnes								
Waste recovered (b)	3,673,189	4,043,345	4,363,392	4,944,825	5,371,861	4,760,943	5,223,890	4,769,530
Total waste	8,439,043	9,165,361	9,813,843	10,891,988	11,036,686	8,798,319	9,300,311	9,259,601
Waste recovered (b) (per cent)	43.5	44.1	44.5	45.4	48.7	54.1	56.2	51.5
Population (c)	4,777,692	4,845,152	4,926,380	5,006,623	5,088,847	5,165,613	5,215,814	5,320,711
Waste recovered per capita (b)	0.77	0.83	0.89	0.99	1.06	0.92	1.00	0.90
Total waste per capita	1.77	1.89	1.99	2.18	2.17	1.70	1.78	1.74

Source: Queensland Government, Recycling and waste in Queensland report 2022.

Population – Australian Bureau of Statistics, National, state and territory population, March 2023.

- (a) Waste includes incoming interstate waste.
- (b) Waste recovered is waste that has been diverted from landfill. It includes material that has been recycled, reprocessed or stockpiled for future use.
- (c) Population as at 30 June each year.

Note: For further information on the data presented in this table please refer to the Data Dictionary.

Metric 11: Threatened species

Table: Threatened species by taxonomic group and conservation status, Queensland, as at 30 June 2023

	Extinct	Extinct in the wild	Critically endangered	Endangered	Vulnerable	Total
Count of species						
Fauna:						
Amphibians	0	3	11	7	17	38
Birds	0	1	7	25	37	70
Cartilaginous fish	0	0	0	1	0	1
Ray-finned fish	0	0	2	6	3	11
Mammals	5	5	2	22	24	58
Reptiles	0	0	15	17	24	56
Insects	0	0	1	2	5	8
Decapods	0	0	5	6	1	12
Molluscs	0	0	0	2	1	3
Fauna total	5	9	43	88	112	257
Flora:						
Ferns and fern allies	0	7	10	10	35	62
Cycads, conifers	0	0	0	10	15	25
Flowering plants	0	10	86	189	419	704
Green algae	0	0	0	0	1	1
Flora total	0	17	96	209	470	792
Total	5	26	139	297	582	1,049

Source: Queensland Department of Environment and Science, Nature Conservation (Animals) Regulation 2020 and Nature Conservation (Plants) Regulation 2020, unpublished data.

Note: For further information on the data presented in this table please refer to the Data Dictionary.

Metric 12: Threatened species time series

Table: Threatened species by taxonomic group over time, Queensland

	20-Sep-19	30-Apr-21	8-Apr-22	30-Jun-23
Count of species				
Fauna:				
Amphibians	35	36	37	38
Birds	65	65	65	70
Cartilaginous fish	1	1	1	1
Ray-finned fish	8	9	9	11
Mammals	54	54	57	58
Reptiles	52	50	52	56
Insects	8	8	8	8
Decapods	2	10	10	12
Molluscs	3	3	3	3
Fauna total	228	236	242	257
Flora:				
Ferns and fern allies	65	61	62	62
Cycads, conifers	12	25	25	25
Flowering plants	655	697	704	704
Green algae	1	1	1	1
Flora total	733	784	792	792
Total	961	1,020	1,034	1,049

Source: Queensland Department of Environment and Science, Nature Conservation (Wildlife) Regulation 2006 (unpublished data); Nature Conservation (Animals) Regulation 2020 and Nature Conservation (Plants) Regulation 2020, unpublished data.

Note: For further information on the data presented in this table please refer to the Data Dictionary.

Metric 13: Forest conversions

Table: Forest conversions, Queensland

	2013–14	2014–15	2015–16	2016–17	2017–18	2018–19	2019–20	2020–21
Hectares ('000)								
Annual area of primary forest converted	43	43	46	43	35	24	17	10
Annual area of secondary forest converted	263	262	305	297	277	208	155	75
Annual area of identified regrowth	376	343	331	212	175	166	157	64
Net clearing of forests (conversions identified less regrowth)	-70	-38	20	127	136	66	14	20

Source: Australian Government, Department of Climate Change, Energy, the Environment and Water, Activity Table 1990-2021 - LULUCF.

Forest conversions: The clearing of natural forests (deforestation) to use the land for another purpose.

Net clearing: Conversions identified minus regrowth.

Note: For further information on the data presented in this table please refer to the Data Dictionary.

Metric 14: Forest area by estate type

Table: Protected areas - parks, forests and reserves by estate type, Queensland

Estate type	01-May-18	05-Jun-20	26-Jul-21	28-Mar-22	01-Feb-23
Land area (km²)					
National Park	97,683	98,071	98,227	97,177	97,593
State Forest	31,037	31,045	31,046	30,984	31,040
Timber Reserve	663	663	663	663	664
Forest Reserve	541	540	540	540	501
Total	129,924	130,320	130,477	129,364	129,799

Source: Former Queensland Department of Environment and Science, Protected Areas of Queensland.

Note: For further information on the data presented in this table please refer to the Data Dictionary.

Metric 15: Agricultural land

Table: Agricultural land by use, Queensland

	2014–15	2015–16	2016–17	2017–18	2018–19	2019–20	2020–21
Land area (km²)							
Crops	33,515	32,267	31,812	34,577	31,810	31,670	35,136
Grazing	1,187,167	1,166,021	1,293,725	1,296,509	1,230,342	1,204,036	1,256,549
Forestry	480	3,094	1,950	2,118	2,535	1,765	4,316
Other	206	342	231	157	231	215	292
Total used for agriculture	1,221,367	1,201,723	1,327,718	1,333,361	1,264,919	1,237,685	1,296,293
Agricultural land area as a per cent of total land area (per cent)	70.6	69.5	76.7	77.1	73.1	71.5	74.9

Source: 2014–15 to 2016–17: Australian Bureau of Statistics, Land Management and Farming in Australia, various years; 2017–18 to 2020–21: Australian Bureau of Statistics, Agricultural Commodities, Australia, various years.

Note: For further information on the data presented in this table please refer to the Data Dictionary.

Metric 16: Water supply

Table: Physical water supply by water type, Queensland

	2014–15	2015–16	2016–17	2017–18	2018–19	2019–20	2020–21	2021–22
Megalitres								
Self-extracted	4,747,323	4,581,801	4,363,946	4,482,526	3,814,745	3,980,205	4,183,578	4,335,607
Distributed	2,520,114	2,346,911	2,206,781	2,181,332	1,879,255	2,158,604	2,277,073	2,518,307
Waste water	378,385	358,142	364,350	384,520	371,191	379,187	403,483	479,966
Reuse	68,074	68,472	64,042	57,720	61,166	59,809	59,724	55,445
Return flows (a)	1,155,577	1,117,363	1,023,274	1,119,557	1,093,059	1,114,831	1,102,684	1,269,148
Total supply	8,869,473	8,472,689	8,022,393	8,225,655	7,219,416	7,692,636	8,026,542	8,658,473

Source: Australian Bureau of Statistics, Water Account, 2021–22, Table 5. Physical Supply and Use, by Water Type, Queensland.

(a) Return flows represents the flows of water from industries and households to the environment.

Note: For further information on the data presented in this table please refer to the Data Dictionary.

Metric 17: Water use

Table: Physical water use by customer category, Queensland

	2014–15	2015–16	2016–17	2017–18	2018–19	2019–20	2020–21	2021–22
Megalitres								
Agriculture, forestry and fishing (a)	1,178,912	2,597,544	2,548,493	2,573,131	1,852,006	1,943,503	2,239,118	2,360,818
Mining (b)	265,459	263,370	256,932	261,650	247,490	259,729	256,794	237,855
Manufacturing (c)	184,327	169,181	169,210	182,411	182,929	198,154	202,279	177,141
Water supply, sewerage and drainage services (d)	3,267,636	3,083,608	2,878,978	2,857,675	2,594,574	2,906,234	3,025,723	3,317,540
Other industries = Total industry - (a+b+c+d)	2,485,725	901,353	806,623	890,427	900,375	900,877	837,201	949,464
Total industry (e)	7,382,058	7,015,055	6,660,236	6,765,293	5,777,374	6,208,497	6,561,116	7,042,818
Households	331,838	340,271	338,882	340,804	348,983	369,308	362,742	346,506
Environment (f)	1,155,577	1,117,363	1,023,274	1,119,557	1,093,059	1,114,831	1,102,684	1,269,148
Total use	8,869,473	8,472,689	8,022,393	8,225,655	7,219,416	7,692,636	8,026,542	8,658,473

Source: Australian Bureau of Statistics, Water Account, 2021–22, Table 5. Physical Supply and Use, by Water Type, Queensland.

- (a) Agriculture, forestry and fishing will be an under-estimate of use as the ABS has made sub-components for Distributed and/or Reuse supply not available for publication from 2014-15 and 2015-16.
- (b) Mining will be an under-estimate of use as the ABS has made sub-components for Reuse supply not available for publication from 2014-15 to 2016-17.
- (c) Manufacturing will be an under-estimate of use as the ABS has made sub-components for Reuse supply not available for publication in 2015-16.
- (d) Water supply, sewerage and drainage services will be an under-estimate of use as the ABS has made sub-components for Distributed and/or Reuse supply not available for publication in 2014-15.
- (e) Total industry includes, in addition to the four separately identified industries, industry users for which the ABS has decided are not available for publication.
- (f) Return flows represents the flows of water from industries and households to the environment.

Note: For further information on the data presented in this table please refer to the Data Dictionary.

Metric 18: Marine Park area

Table: Marine Park Area

2023	
Land area (km²)	
Great Barrier Reef Coast	63,262
Moreton Bay	3,463
Great Sandy	5,933
Total	72,658

Source: Former Queensland Department of Environment and Science.

Note: For further information on the data presented in this table please refer to the Data Dictionary.

Metric 19: Particulate Matter

Table: Emissions of Particulate Matter (PM 2.5 and PM 10), Queensland

	2013–14	2014–15	2015–16	2016–17	2017–18	2018–19	2019–20	2020–21
Tonnes ('000)								
PM 2.5	780	708	682	685	622	576	447	406
PM 10	360	348	347	316	273	278	302	290

Source: PM2.5/PM10 – Australian Government, Department of Climate Change, Energy, the Environment and Water, Australia’s National Greenhouse Accounts, National Greenhouse Gas Inventory – UNFCCC classifications (as at 19 Sep 2023).

Note: For further information on the data presented in this table please refer to the Data Dictionary.

Metric 20: Labour force participation and unemployment

Table: Labour force participation and unemployment, Queensland

	2015–16	2016–17	2017–18	2018–19	2019–20	2020–21	2021–22	2022–23
Per cent								
Participation rate (ages 15 to 64 years)								
Males	82.5	81.6	82.9	82.5	82.6	83.4	83.9	83.6
Females	72.4	71.9	73.9	74.1	73.5	75.2	76.8	77.1
Persons	77.4	76.7	78.3	78.3	78.0	79.2	80.3	80.3
Male and female gap	10.1	9.6	9.1	8.3	9.1	8.2	7.1	6.5
Unemployment rate (ages 15 to 64 years)								
Persons	6.3	6.4	6.2	6.3	6.6	6.9	4.6	3.7
Youth unemployment rate (ages 15 to 24 years)								
Persons	12.8	13.5	13.1	13.1	15.2	13.6	10.1	8.2

Source: Australian Bureau of Statistics, Labour Force, Australia, Detailed, September 2023.

Note: For further information on the data presented in this table please refer to the Data Dictionary.

Metric 21: Employment by Indigenous status

Table: Employment (persons aged 25 to 64 years) by Indigenous status, Queensland

	1991	1996	2001	2006	2011	2016	2021
Per cent							
Aboriginal and Torres Strait Islander people	46.9	49.3	50.4	57.7	54.1	52.1	57.2
Non-Indigenous persons	67.6	69.2	70.0	74.9	76.1	75.8	78.5

Source: Australian Government Productivity Commission, Closing the Gap website (as at 23 Aug 2023); Australian Census of Population and Housing, 1991–2021.

Note: For further information on the data presented in this table please refer to the Data Dictionary.

Metric 22: Life expectancy - Aboriginal and Torres Strait Islander people

Table: Life expectancy at birth, Aboriginal and Torres Strait Islander people, Queensland

	2005–2007	2010–2012	2015–2017
Years			
Males	68.3	68.7	72.0
Females	73.6	74.4	76.4

Source: Australian Bureau of Statistics, Life Tables for Aboriginal and Torres Strait Islander Australians, various editions.

Note: For further information on the data presented in this table please refer to the Data Dictionary.

Metric 23: Family violence service use

Table: Domestic and family violence counselling service users with cases closed, Queensland (a)

	2019–20	2020–21	2021–22	2022–23
Number				
Domestic and family violence counselling service users with cases closed	24,442	23,816	26,762	26,567

Source: Queensland Department of Justice and Attorney-General Annual Report 2019-20; 2020-21; 2021-22; and 2022-23

(a) Cases closed as a result of the majority of identified needs being met.

Note: For further information on the data presented in this table please refer to the Data Dictionary.

Metric 24: Women appointed to government boards

Table: Women appointed to government boards, Queensland

	2017–18	2018–19	2019–20	2020–21	2021–22	2022–23(a)
Per cent						
Women appointed to Queensland Government boards	47.5	52.0	54.5	53.0	56.0	56.0

Source: Queensland Health, Queensland Budget 2023–24, Service Delivery Statements, page 13; Queensland Department of Justice and Attorney-General Annual Report 2021-22; Queensland Department of Justice and Attorney-General Annual Report 2020-21; Queensland Department of Child Safety, Youth and Women 2018-19 Annual Report.

(a) 2022–23 is an estimated actual.

Note: For further information on the data presented in this table please refer to the Data Dictionary.

Metric 25: Year 7 children achieving at or above the national minimum standards for reading

Table: Year 7 children achieving at or above the national minimum standards for reading, Queensland

	2015	2016	2017	2018	2019	2020(a)	2021(b)	2022(b)
Per cent								
Year 7 children	95.8	94.6	93.9	94.1	95.0	n.a.	93.7	93.9

Source: Australian Curriculum, Assessment and Reporting Authority, NAPLAN results, various years.

(a) Education Ministers made the decision to cancel NAPLAN in 2020 due to the COVID-19 pandemic.

(b) The participation rate was less than 90% of enrolled students and did not meet the technical data standard to ensure unbiased results for the calendar year.

Note: For further information on the data presented in this table please refer to the Data Dictionary.

Metric 26: Percentage of persons aged 20-64 years with a non-school qualification

Table: Persons aged 20-64 years with a non-school qualification (a), Queensland

	May 2016	May 2017	May 2018	May 2019	May 2020	May 2021	May 2022	May 2023
Per cent								
Non-school qualification	62.8	63.3	63.3	65.5	67.1	66.0	68.8	69.8

Source: ABS, Education and Work, Australia, May 2023.

(a) As a per cent of total persons aged 20-64 years.

Note: For further information on the data presented in this table please refer to the Data Dictionary.

Metric 27: School participation rates for students aged 12 to 18 years

Table: School participation rates for students aged 12 to 18 years (a), Queensland

	2015	2016	2017	2018	2019	2020	2021	2022
Per cent								
Aged 12 years	100.0	100.0	100.0	100.0	100.0	100.0	100.0	98.6
Aged 13 years	100.0	100.0	100.0	100.0	100.0	100.0	100.0	98.7
Aged 14 years	99.7	100.0	100.0	100.0	100.0	99.9	99.8	98.8
Aged 15 years	99.2	97.7	98.9	99.1	99.1	98.8	98.4	97.1
Aged 16 years	93.6	94.2	93.2	93.0	92.8	91.8	90.4	88.8
Aged 17 years (b)	58.5	59.4	61.0	59.1	61.0	82.6	82.4	80.0
Aged 18 years (c)	5.8	6.0	6.2	6.3	6.5	7.3	9.1	8.6

Source: Australian Bureau of Statistics, Schools, 2022, Table 66a Capped School Participation Rates for students Aged 6-19 Years, 2011-2022.

Participation rates are determined using both part-time and full-time student counts

(a) The age reference date for students is 1 July.

(b) Queensland enrolment requirements consider a child to be of compulsory school age from 6 years and 6 months until they turn 16, or they complete Year 10 (whichever comes first).

(c) Queensland allows students to enrol in the first year of school if age 5 by 30 June, equivalent to age 17 in the last year of school. Students who commence school a year later than standard will be age 18 in the last year of school.

Note: For further information on the data presented in this table please refer to the Data Dictionary.

Metric 28: Main destination of Year 12 completers

Table: Main destination of Year 12 completers, Queensland

	2015	2016	2017	2018	2019	2020	2021	2022
Number								
Bachelor degree	16,287	15,920	16,273	15,538	15,666	11,508	15,139	15,853
VET certificate IV+	2,997	2,782	2,341	2,146	2,075	1,323	2,039	1,982
VET certificate III	1,063	1,020	1,094	988	1,096	794	1,003	769
VET certificate I-II/other	1,080	1,072	931	905	836	613	950	815
Apprenticeship	2,388	2,538	2,577	2,701	2,492	1,729	2,942	3,431
Traineeship	970	983	1,092	1,016	958	545	1,138	1,110
Full-time employment	3,345	3,383	3,646	3,640	3,243	1,658	3,364	4,581
Part-time employment	6,815	7,137	7,671	7,648	7,687	4,738	6,498	7,274
Seeking work	4,315	4,305	4,563	4,388	4,243	3,951	2,722	2,563
NILFET (a)	897	970	1,178	1,091	1,160	1,592	946	1,138
Total	40,157	40,110	41,366	40,061	39,456	28,451	36,741	39,516
Per cent								
Bachelor degree	40.6	39.7	39.3	38.8	39.7	40.4	41.2	40.1
VET certificate IV+	7.5	6.9	5.7	5.4	5.3	4.7	5.5	5.0
VET certificate III	2.6	2.5	2.6	2.5	2.8	2.8	2.7	1.9
VET certificate I-II/other	2.7	2.7	2.3	2.3	2.1	2.2	2.6	2.1
Apprenticeship	5.9	6.3	6.2	6.7	6.3	6.1	8.0	8.7
Traineeship	2.4	2.5	2.6	2.5	2.4	1.9	3.1	2.8
Full-time employment	8.3	8.4	8.8	9.1	8.2	5.8	9.2	11.6
Part-time employment	17.0	17.8	18.5	19.1	19.5	16.7	17.7	18.4
Seeking work	10.7	10.7	11.0	11.0	10.8	13.9	7.4	6.5
NILFET (a)	2.2	2.4	2.8	2.7	2.9	5.6	2.6	2.9
Total	100.0	100.0	100.0	100.0	100.0	100.0	100.0	100.0

Source: Queensland Department of Education, Next Step Year 12 Completers survey, various years.

(a) NILFET refers to those not in the labour force (that is not employed and not seeking work), education or training.

Note: For further information on the data presented in this table please refer to the Data Dictionary.

Metric 29: Student to teacher ratios

Table: Student to teaching staff ratios by affiliation and school level, Queensland

	2015	2016	2017	2018	2019	2020	2021	2022
Ratio								
Primary school								
Government	14.8	14.5	14.4	14.2	14.3	14.3	14.4	14.2
Non-Government	16.5	16.4	16.0	15.9	15.9	15.9	16.0	15.9
Catholic	17.2	17.0	16.6	16.4	16.3	16.3	16.4	16.2
Independent	15.5	15.5	15.3	15.3	15.4	15.5	15.4	15.5
All schools	15.2	15.0	14.9	14.7	14.7	14.8	14.9	14.7
Secondary school								
Government	12.7	12.5	12.4	12.2	12.1	12.1	12.1	12.1
Non-Government	12.4	12.2	12.1	12.0	11.9	12.1	12.1	12.1
Catholic	12.8	12.4	12.4	12.2	12.1	12.3	12.5	12.4
Independent	12.1	11.9	11.8	11.7	11.8	11.9	11.7	11.7
All schools	12.6	12.4	12.3	12.1	12.1	12.1	12.1	12.1

Source: Australian Bureau of Statistics, Schools, 2022, Table 53a Student (FTE) to Teaching Staff (FTE) Ratios, 2006-2022.

Note: For further information on the data presented in this table please refer to the Data Dictionary.

Metric 30: Expenditure per student in government funded schools

Table: Expenditure per student in government funded schools, (2020-2021 dollars), Queensland

	2013–14	2014–15	2015–16	2016–17	2017–18	2018–19	2019–20	2020–21
\$ per full-time equivalent student								
Australian Government payments for school education services	2,229	2,433	2,644	2,978	3,140	3,240	3,363	3,602
Queensland Government recurrent expenditure	15,006	15,270	15,551	15,647	15,902	16,074	16,811	16,281
Total	17,235	17,703	18,195	18,625	19,042	19,314	20,174	19,883

Source: Productivity Commission, Report on Government Services, 2023, Section 4 School education (table 4A.14).

Note: For further information on the data presented in this table please refer to the Data Dictionary.

Metric 31: Age dependency ratios

Table: Age dependency ratios, Queensland

	2015–16	2016–17	2017–18	2018–19	2019–20	2020–21	2021–22	2022–23
Per cent								
Aged dependency ratio (labour force 15-64 years)	28.8	29.8	29.9	30.7	31.6	32.1	32.5	32.7
Aged dependency ratio (labour force total)	27.8	28.8	28.8	29.4	30.3	30.7	31.0	31.3

Source: Australian Bureau of Statistics, Labour Force, Australia, Detailed, September 2023.

Note: For further information on the data presented in this table please refer to the Data Dictionary.

Metric 32: Available beds per 1,000 persons, public hospitals

Table: Available beds per 1,000 persons, public hospitals (including psychiatric), Queensland

	2013–14	2014–15	2015–16	2016–17	2017–18	2018–19	2019–20	2020–21
Beds per 1,000 persons								
Major cities (a)	2.4	2.4	2.4	2.4	2.5	2.5	2.4	2.4
All areas	2.5	2.5	2.5	2.5	2.5	2.6	2.5	2.5

Source: Productivity Commission, Report on Government Services, 2023, Section 12 Public Hospitals (table 12A.4).

(a) Major cities is a remoteness area classification from the 2016 edition of Australian Statistical Geography Standard (ASGS) remoteness area structure (RA).

Note: For further information on the data presented in this table please refer to the Data Dictionary.

Metric 33: Emergency department presentations

Table: Emergency department presentations, Queensland

	2014–15	2015–16	2016–17	2017–18	2018–19	2019–20	2020–21	2021–22
Number								
Presentations	1,378,883	1,439,143	1,457,083	1,512,118	1,561,825	1,606,395	1,887,381	1,867,860
Presentations per 1,000 persons (a) (b)	288.6	297.0	295.8	302.0	306.9	311.0	361.9	351.1

Source: AIHW, Australian hospital statistics, Emergency department care, Table 2.2 (various years).

Population - Australian Bureau of Statistics, National, state and territory population, March 2023.

- (a) The outbreak of the coronavirus (COVID-19) in March 2020 has had an impact on emergency department presentations.
- (b) Presentations per 1,000 persons estimates have been derived using the March 2023 release of Australian Bureau of Statistics, National, state and territory estimated resident population data rather than the population estimates from the AIHW source.
- (c) Population as at 30 June each year.

Note: For further information on the data presented in this table please refer to the Data Dictionary.

Metric 34: Hospital Separations

Table: Acute separations, same day and overnight, public and private hospitals, Queensland

	2014–15	2015–16	2016–17	2017–18	2018–19	2019–20	2020–21	2021–22
Separations								
Same day								
Public hospitals	631,178	683,937	761,481	826,257	895,582	927,405	990,622	974,685
Private hospitals	677,780	655,210	672,656	693,966	711,311	697,728	780,408	774,151
All hospitals	1,308,958	1,339,147	1,434,137	1,520,223	1,606,893	1,625,133	1,771,030	1,748,836
Overnight								
Public hospitals	527,038	534,444	553,668	581,654	590,750	586,428	611,921	639,931
Private hospitals	301,348	297,256	298,633	299,859	300,083	285,275	307,993	300,198
All hospitals	828,386	831,700	852,301	881,513	890,833	871,703	919,914	940,129
Separations per 1,000 persons								
Same day								
Public hospitals	132.1	141.2	154.6	165.0	176.0	179.5	189.9	183.2
Private hospitals	141.9	135.2	136.5	138.6	139.8	135.1	149.6	145.5
All hospitals	274.0	276.4	291.1	303.6	315.8	314.6	339.6	328.7
Overnight								
Public hospitals	110.3	110.3	112.4	116.2	116.1	113.5	117.3	120.3
Private hospitals	63.1	61.4	60.6	59.9	59.0	55.2	59.0	56.4
All hospitals	173.4	171.7	173.0	176.1	175.1	168.8	176.4	176.7

Source: AIHW, Australian hospital statistics, Admitted patient care, 2021-22 table 2.14 and table 2.16; 2018-19 table 2.11 and table 2.13.

Population - Australian Bureau of Statistics, National, state and territory population, March 2023.

(a) Population as at 30 June each year.

Note: For further information on the data presented in this table please refer to the Data Dictionary.

Metric 35: Public hospital workforce

Table: Public hospital workforce (a) per 1,000 persons, Queensland

	2015–16	2016–17	2017–18	2018–19	2019–20	2020–21
FTE per 1,000 persons						
Salaried medical officers	2.0	2.0	2.1	2.2	2.2	2.3
Nurses	6.2	6.4	6.6	6.8	6.9	7.1
Diagnostic and allied health	1.9	2.0	2.0	2.1	2.1	2.2
Total	10.1	10.4	10.7	11.1	11.2	11.6

Source: Productivity Commission, Report on Government Services, 2023, Section 12 Public Hospitals (table 12A.9).

(a) Average FTE.

FTE = Full-time equivalent.

Note: For further information on the data presented in this table please refer to the Data Dictionary.

Metric 36: Prevalence of overweight or obese adults and children

Table: Prevalence of overweight or obese adults and children, Queensland

		2011–12	2014–15	2017–18
Per cent				
Adults				
Males				
	Overweight	40.9	38.4	39.0
	Obese	31.7	31.9	33.9
	Overweight or obese	72.7	70.7	72.9
Females				
	Overweight	28.0	28.6	28.2
	Obese	29.1	28.4	30.7
	Overweight or obese	57.1	56.6	59.3
Persons				
	Overweight	34.5	33.4	33.5
	Obese	30.4	30.2	32.4
	Overweight or obese	64.9	63.6	65.9
Children				
Males				
	Overweight	15.7	16.9	17.4
	Obese	8.1	6.6	9.8
	Overweight or obese	23.8	24.6	26.2
Females				
	Overweight	19.0	17.7	13.9
	Obese	9.0	8.2	8.4
	Overweight or obese	28.0	25.3	21.7
Persons				
	Overweight	17.3	17.9	15.4
	Obese	8.6	7.5	8.7
	Overweight or obese	25.9	24.6	24.5

Source: Australian Bureau of Statistics, National Health Survey (various editions); Australian Bureau of Statistics, Australian Health Survey: Updated Results, 2011–12.

Note: This is the most current available data as at October 2023, for further information on the data presented in this table please refer to the Data Dictionary. The sum of components may not add to totals due to random adjustments by the Australian Bureau of Statistics to avoid the release of confidential data.

Metric 37: Infant mortality rate

Table: Infant mortality rate (a), Queensland

	2015	2016	2017	2018	2019	2020	2021	2022
Rate per 1,000 live births								
Infant mortality rate	4.2	4.0	4.3	3.5	4.1	3.8	3.8	4.6

Source: Australian Bureau of Statistics, Deaths, Australia, 2022.

(a) The number of deaths of children under one year of age per 1,000 live births.

Note: For further information on the data presented in this table please refer to the Data Dictionary.

Metric 38: Life expectancy at birth

Table: Life expectancy at birth, Queensland

	2013–2015	2014–2016	2015–2017	2016–2018	2017–2019	2018–2020	2019–2021	2020–2022
Years								
Males	80.0	80.1	80.0	80.2	80.3	80.6	80.9	80.7
Females	84.3	84.5	84.4	84.7	84.8	85.1	85.1	85.0

Source: Australian Bureau of Statistics, Life Tables, States, Territories and Australia, various editions.

Note: For further information on the data presented in this table please refer to the Data Dictionary.

Metric 39: Research and experimental development (R&D) expenditure, businesses

Table: Research and experimental development (R&D) expenditure, current prices, businesses, Queensland

	2011–12	2013–14	2015–16	2017–18	2019–20	2021–22
\$ million						
R&D	2,499	2,700	1,956	1,912	2,235	2,560
GSP	277,341	288,805	301,095	349,911	360,907	447,487
R&D as a per cent of GSP (per cent)	0.9	0.9	0.6	0.5	0.6	0.6

Sources: R&D - Australian Bureau of Statistics, Research and Experimental Development, Businesses, Australia, various years.

GSP - Australian Bureau of Statistics, Australian National Accounts: State Accounts, 2021-22.

(a) GSP reported in this metric are expressed in current prices to align with the R&D values which have not been adjusted for inflation. GSP in this metric may differ to the GSP used in other metrics.

Note: For further information on the data presented in this table please refer to the Data Dictionary.

Metric 40: Research and experimental development (R&D) expenditure, government and Non-Profit Organisations

Table: Research and experimental development (R&D) expenditure, current prices, businesses, Queensland

	2012–13	2014–15	2016–17	2018–19	2020–21
\$ million					
R&D	568	563	590	673	680
GSP	281,037	294,167	327,750	366,494	368,192
R&D as a per cent of GSP (per cent)	0.2	0.2	0.2	0.2	0.2

Sources: R&D - Australian Bureau of Statistics, Research and Experimental Development, Government and Private Non-Profit Organisations, Australia, various years.

GSP - Australian Bureau of Statistics, Australian National Accounts: State Accounts, 2021-22.

(a) GSP reported in this metric are expressed in current prices to align with the R&D values which have not been adjusted for inflation. GSP in this metric may differ to the GSP used in other metrics.

Note: For further information on the data presented in this table please refer to the Data Dictionary.

Metric 41: Exports - agriculture

Table: Overseas exports of agricultural commodities, Queensland

	2015–16	2016–17	2017–18	2018–19	2019–20	2020–21	2021–22	2022–23p
\$ millions (AUD)								
Agriculture exports	904	1,089	805	842	859	1,212	2,068	3,006

Source: Queensland Government Statistician’s Office, Overseas exports by industry 4-digit ANZSIC 2006 edition, June 2023 (based on ABS International Trade in Goods and Services, Australia, unpublished data).

p = preliminary (as at June 2023 release)

Exports of Agricultural commodities using the ANSZIC classification, excludes agricultural production that has undergone manufacturing processing (e.g. beef and raw sugar exports). Applying this broader definition of agricultural exports, including processed agricultural production, agricultural exports were A\$17,263 million in 2022-23.

Note: For further information on the data presented in this table please refer to the Data Dictionary.

Metric 42: Equivalised disposable household income

Table: Equivalised (a) disposable household income, Queensland

	2007–08	2009–10	2011–12	2013–14	2015–16	2017–18	2019–20
\$ per week							
Mean income - adjusted lowest quintile (b)	432	422	421	433	454	440	470
Mean income - all persons	1,046	997	1,040	1,060	1,024	1,027	1,087
Lowest income quintile as a per cent of all households mean income (per cent)	41.3	42.3	40.5	40.8	44.3	42.8	43.2

Source: Australian Bureau of Statistics, Household Income and Wealth, Australia, 2019–20.

(a) Equivalised disposable household income are calculated on a person weighted basis to ensure comparability across different household sizes. Disposable income refers to gross income minus taxes - sometimes referred to as 'net income'.

(b) Adjusted refers to the lowest income quintile excluding the first and second percentiles.

Note: For further information on the data presented in this table please refer to the Data Dictionary.

Metric 43: Growth of Gross State Product

Table: Growth of gross state product and gross domestic product, Queensland and Australia

	2013–14	2014–15	2015–16	2016–17	2017–18	2018–19	2019–20	2020–21	2021–22
Per cent									
Queensland gross state product	2.0	0.8	2.4	2.6	3.9	1.0	-0.9	2.9	4.4
Australian gross domestic product	2.6	2.2	2.7	2.3	2.9	2.2	-0.1	2.2	3.6

Source: Australian Bureau of Statistics, Australian National Accounts: State Accounts 2021-22.

Note: For further information on the data presented in this table please refer to the Data Dictionary.

Metric 44: General Government Sector Net Operating Balance

Table: General government sector net operating balance, Queensland (a)

	2015–16	2016–17	2017–18	2018–19	2019–20	2020–21	2021–22	2022–23
\$ million								
Net operating balance	668	2,825	1,750	985	-5,728	-915	4,296	13,930

Source: Queensland Treasury, Queensland State Budget, 2023-24, Budget Paper 2 - Budget Strategy and Outlook, Appendix D, Page 244; 2022-23 Report on State Finances, Page 5-87.

(a) Based on the latest available actual data.

Note: For further information on the data presented in this table please refer to the Data Dictionary.

Metric 45: General Government Sector Borrowing Costs, Actual

Table: General government sector borrowing costs, Queensland (a)

	2015–16	2016–17	2017–18	2018–19	2019–20	2020–21	2021–22	2022–23
\$ million								
Borrowing costs	2,220	1,722	1,614	1,581	1,486	1,619	1,508	1,688

Source: Queensland Treasury, Queensland State Budget, 2023-24, Budget Paper 2 - Budget Strategy and Outlook, Table 9.1 (Page 173) and 9.10 (Page 183); 2022-23 Report on State Finances, Page 5-87.

(a) Based on the latest available actual data.

Note: For further information on the data presented in this table please refer to the Data Dictionary.

Metric 46: Metallurgical, thermal and PCI coal, saleable production

Table: Metallurgical, thermal and PCI coal, saleable production, Queensland

	2016	2017	2018	2019	2020	2021	2022
Volume (mega tonnes)							
Metallurgical coal (a)(b)	160.1	152.3	156.5	160.2	145.7	142.7	138.8
Thermal coal	83.6	84.5	92.4	88.6	78.9	78.1	83.0
Total	243.7	236.8	249.0	248.8	224.6	220.8	221.9

Source: Queensland Department of Resources, April 2023.

n.a. = not available.

(a) Queensland Department of Resources refers to metallurgical coal as coking coal.

(b) Metallurgical coal includes PCI (pulverised coal for injection).

Note: For further information on the data presented in this table please refer to the Data Dictionary.

Appendix B: Ministers and responsibilities

A full list of Queensland Government ministers is available from the Queensland Government’s website.⁴⁴⁰

Minister	Role and focus
Premier	<p>Responsibilities include:</p> <ul style="list-style-type: none">• The overall management of Queensland, Cabinet and its committees, coordinating government communication, policy development, governance, legislative drafting and publishing, protocol, intergovernmental relations,• Screen industry development, and• overall public service management.
Deputy Premier, Treasurer and Minister for Trade and Investment	<p>Treasury</p> <ul style="list-style-type: none">• Develop well researched economic policies and strategies that further the development of Queensland as a vibrant, productive, and sustainable economy focused on employment, engagement and quality of life.• Achieve the Government’s fiscal objectives to stabilise debt, restore operating surpluses, and maintain tax competitiveness.• Maintain and coordinate robust Budget processes that identify the Queensland Government’s highest priority initiatives and allocate public funds responsibly.• Proactively manage the Queensland Government balance sheet through the application of sound portfolio and risk management strategies of the state’s financial and non-financial assets and liabilities.• Lead implementation of the Queensland Renewable Energy and Hydrogen Jobs Fund, in consultation with the Minister for Energy and Clean Economy Jobs.• Work with the Minister for the Environment and the Great Barrier Reef and Minister for Science and Innovation to implement the flagship \$500 million Land Restoration Fund.• Coordinate the annual Queensland Sustainability Report to ensure the state is appropriately reporting on its Environment, Social and Governance (ESG) policies.
Minister for State Development and Infrastructure, Minister for Industrial Relations and Minister for Racing	<p>State Development</p> <ul style="list-style-type: none">• Oversee strategic planning, policy, and service delivery for priority industry sectors, progressing major public and private projects and delivering planning and programs for priority industry sectors.• Support the development of Queensland’s hydrogen industry and support the implementation of relevant initiatives under the Queensland Energy and Jobs Plan including hydrogen industry development, renewables manufacturing and supply chain development and supporting regional transformation. <p>Brisbane 2032 Olympic and Paralympic Games Infrastructure</p> <ul style="list-style-type: none">• Brisbane 2032 Olympic and Paralympic Games.• Support the delivery of a more sustainable Brisbane 2032 Olympic and Paralympic Games. <p>Olympics and Paralympics Sport and Engagement</p> <p>Lead the planning for, and realisation of legacy benefits.</p> <ul style="list-style-type: none">• Lead Brisbane 2032 engagement regarding community and high-performance sport opportunities in Queensland, including major sports events and national training opportunities. <p>Industrial Relations</p> <ul style="list-style-type: none">• Oversee the ongoing delivery of the legislative reforms and regulatory improvements to Queensland’s industrial relations system and workplace health and safety.

Minister	Role and focus
Minister for Health, Mental Health and Ambulance Services and Minister for Women	<p>Health</p> <ul style="list-style-type: none">• Work to ensure the timely provision of planned care through the public health system and continue to attract, retain and invest in new frontline staff to deliver a world-class level of public health care.• Collaborate with the Federal Government to strengthen partnerships with the primary care, aged care and disability services sectors. Advance health equity and improve the health and wellbeing of First Nations Queenslanders.• Implement a range of initiatives that include keeping Queenslanders out of hospital and providing alternatives to emergency departments.• Implement a First Nations Workforce Strategy• Work with the Minister for Child Safety, Minister for Seniors and Disability Services and Minister for Multicultural Affairs to develop an improved service delivery model for forensic disability services in Queensland.• Implement a Queensland women’s health strategy.• Continue to oversee Health and Wellbeing Queensland, and support delivery of plans to achieve real and measurable improvements in the health and wellbeing of Queenslanders. <p>Mental Health</p> <ul style="list-style-type: none">• Support mental health, alcohol and other drug, and suicide prevention services.• Implement <i>Shifting minds: The Queensland Mental Health Alcohol and Other Drugs Strategic Plan 2023-2028</i> and <i>Better Care Together: A plan for Queensland’s state- funded mental health, alcohol and other drug services to 2027</i>. <p>Ambulance Services</p> <ul style="list-style-type: none">• Support the delivery of timely, quality and appropriate, patient focused services in the face of increasing demand, including through continued investment in additional frontline staff. <p>Women</p> <ul style="list-style-type: none">• Support Queensland Government Ministers and agencies to implement women’s economic security initiatives.
Attorney-General and Minister for Justice and Minister for the Prevention of Domestic and Family Violence	<p>Justice</p> <ul style="list-style-type: none">• Deliver an effective, responsive, fair and efficient justice system that underpins a just and safe Queensland.• Deliver an efficient and effective justice system underpinned by contemporary technology and safe, accessible and functional infrastructure.• Provide regulatory oversight, compliance assessment and approvals to ensure the integrity of gaming in Queensland.• Implement initiatives to address justice-related targets to reduce incarceration rates of Aboriginal and Torres Strait Islander peoples.• Implement the regulatory framework for incorporated associations and co-operatives including governance, accountability and reporting obligations for the not-for-profit sector. <p>Prevention of Domestic and Family Violence</p> <ul style="list-style-type: none">• Lead work with other Ministers to co-ordinate the Government’s roll-out of domestic, family and sexual violence reforms.

Minister	Role and focus
Minister for Energy and Clean Economy Jobs	<p>Energy</p> <ul style="list-style-type: none">• Work with other Ministers to implement the <i>Queensland Energy and Jobs Plan</i> in accordance with the <i>Queensland SuperGrid Infrastructure Blueprint</i>.• Lead the investment in the development of Queensland's hydrogen industry and other sustainable fuels. <p>Clean Economy Jobs</p> <ul style="list-style-type: none">• Oversee implementation of Queensland's new emissions reduction target through delivery of clean economy and climate initiatives aimed at reducing the state's emissions, securing existing industries and jobs and creating new jobs and supporting the social licence of the transition to a low carbon economy.• Work with the new Expert Panel on Clean Economy Jobs and stakeholders to identify least cost pathways for sectors and for Queensland to reduce emissions.• Work with other Ministers to implement the Queensland Climate Action Plan 2020- 2030, through delivery of climate initiatives aimed at reducing the state's emissions and supporting the social licence of the transition to a low carbon economy. <p>Procurement</p> <ul style="list-style-type: none">• Evolution of Buy Queensland 2023 including the supporting implementation program, implementation of the best practice prequalification framework and expansion of the Ethical Supplier Mandate to strengthen the Buy Queensland procurement compliance function.• Implementation of the Queensland 2032 Procurement Strategy
Minister for Housing, Local Government and Planning and Minister for Public Works	<p>Housing</p> <ul style="list-style-type: none">• Drive delivery of additional social and affordable housing across the state.• Develop housing options to assist people to find safe, secure and affordable housing for rent, in particular, for priority groups including First Nations Queenslanders, older women, people experiencing domestic and family violence, people with disability and young people.• Increase home ownership outcomes for Aboriginal and Torres Strait Islander peoples, including those living on Indigenous communal lands. <p>Public Works</p> <ul style="list-style-type: none">• Deliver the Resilient Homes Fund so that Queenslanders can access grants to rebuild more resilient homes, raise homes or arrange a buy back of their high-risk home, in response to the 2022 flooding disaster. <p>Local Government</p> <ul style="list-style-type: none">• Oversee the implementation of the mandatory Code of Conduct for Councillors. <p>Planning</p> <ul style="list-style-type: none">• Work with other Ministers and relevant local governments to ensure appropriate plans, strategies and initiatives are in place for supporting the infrastructure needs of the state.
Minister for Police and Community Safety	<p>Police</p> <ul style="list-style-type: none">• Prevent, disrupt, respond and investigate to make Queensland the safest state.• Contribute to effective and coordinated action to deliver the Government's domestic and family violence reforms, including whole-of-service transformational change.• Work with other Ministers to support the implementation of youth justice initiatives to help prevent crime, improve outcomes and enhance community safety.• Ensure effective all-hazard disaster management arrangements are in place to support the state prepare, prevent, respond and recover from disaster events.• Provision of oversight and compliance in relation to registered weapons.

Minister	Role and focus
Minister for Treaty, Minister for Aboriginal and Torres Strait Islander Partnerships, Minister for Communities and Minister for the Arts	<p>Aboriginal and Torres Strait Islander Partnerships</p> <ul style="list-style-type: none">• Partner with Aboriginal and Torres Strait Islander people, families and communities to support and foster a strong, safe, resilient and thriving Aboriginal and Torres Strait Islander communities.• Lead the governance, coordination and reporting arrangements for the National Agreement on Closing the Gap including Queensland's annual Closing the Gap implementation plans.• Local leadership through the establishment of Local Decision-Making Bodies, to make decisions about the design and delivery of key services to better meet the needs of each community.• Lead the development and implementation of a new, whole-of-government First Nations Economic Strategy, in partnership and co-design with First Nations representatives from business, industry and communities, to support economic self- empowerment for Aboriginal peoples and Torres Strait Islander peoples.• Progress a comprehensive review of the regulatory framework to protect and conserve Queensland's Aboriginal and Torres Strait Islander cultural heritage, while facilitating business and development activity.• Implement the First Nations First program at Queensland State Archives to foster truth telling and healing to improve outcomes for Aboriginal and Torres Strait Islander Queenslanders. <p>Communities</p> <ul style="list-style-type: none">• Lead implementation of Communities 2032: A plan to strengthen the fabric of Queensland's communities, which supports the government's response to the Parliamentary Inquiry into Social Isolation and Loneliness.• Engage with non-government organisations to strengthen the Queensland community services sector, including through working with peak bodies and key stakeholders to improve service quality, grow the workforce and boost industry capacity and capability.• Ensure effective community recovery capability is in place, with emergency support services and financial assistance available to Queenslanders in response to natural disasters.• Implement the First Nations First Program at Queensland State Archives to foster truth telling and healing to improve outcomes for Aboriginal and Torres Strait Islander Queenslanders. <p>Youth Affairs</p> <ul style="list-style-type: none">• Engage with young people and key stakeholders to facilitate social and economic opportunities for young Queenslanders. <p>Arts</p> <ul style="list-style-type: none">• Lead the implementation of the Queensland Government's Creative Together 2020- 2030: A 10-Year Roadmap for arts, culture and creativity in Queensland.• Facilitate delivery of the Queensland Government's arts and cultural priorities and administer government investment in funding programs.• Manage the state's arts and cultural assets.• Support the governance and compliance of arts companies and arts statutory bodies in the arts portfolio.

Minister	Role and focus
Minister for Education and Minister for Youth Justice	<p>Education</p> <ul style="list-style-type: none">• Pursue improved educational outcomes for Queensland students, including through long-term planning for the future of the Queensland education system.• Implement plans, policies and initiatives which focus on educational achievement, wellbeing and engagement, and culture and inclusion for every state school student.• Support the implementation and monitoring of the Domestic and Family Violence Prevention Strategy 2016–26.• Work with the Minister for Child Safety, Minister for Seniors and Disability Services and Minister for Multicultural Affairs in reporting on acceptance and implementation of recommendations arising from the Royal Commission into violence, abuse, neglect, and exploitation of people with disability. <p>Youth Justice</p> <ul style="list-style-type: none">• Lead the development of initiatives to rehabilitate youth offenders and reintegrate young offenders into the community to help prevent offending, improve outcomes, and reduce demands in the youth justice system.
Minister for Agricultural Industry Development and Fisheries and Minister for Rural Communities	<p>Agriculture</p> <ul style="list-style-type: none">• Support local solutions to meet the seasonal workforce needs of Queensland’s agribusinesses.• Build and strengthen partnerships with research organisations, industry bodies and government agencies to leverage expertise and share responsibility for managing risk. <p>Biosecurity</p> <ul style="list-style-type: none">• Enhance Queensland’s biosecurity capability to protect the state’s agriculture and the environment. <p>Forestry</p> <ul style="list-style-type: none">• Implementation of the Native Timber Action Plan commitments including for native timber harvesting, plantation program and protected areas. <p>Fisheries</p> <ul style="list-style-type: none">• Reduce red tape, support economic recovery and improved management, ensure the sustainability of Queensland’s fisheries resources and fishing industry, and play its role in helping to protect the Great Barrier Reef.• Deliver a legislative framework for recreational and commercial fishers that is contemporary, simple to understand, and reflective of community expectations. <p>Rural Communities</p> <ul style="list-style-type: none">• Work with rural communities to identify regional economic opportunities, improve the competitiveness of rural business and support the creation of jobs in rural communities.

Minister	Role and focus
Minister for Regional Development and Manufacturing and Minister for Water	<p>Regional Development</p> <ul style="list-style-type: none">Enhance engagement in regional communities, particularly working with key stakeholders including local government, industry, and peak bodies to create jobs and grow regional economies.Support the building and upgrade of regional industry-linked school training facilities in priority industries such as hydrogen, aquaculture, agriculture, manufacturing, defence aviation and aerospace.Support the primary school STEM program to provide educators with the tools and knowledge to teach specialist design and technology skills, contributing to creating future career interests in STEM. <p>Manufacturing</p> <ul style="list-style-type: none">Implement a comprehensive strategy to protect jobs in key regional industries to grow regional economies and create long-term jobs. <p>Water</p> <ul style="list-style-type: none">Continue to ensure that Queensland's catchment-based water plans will provide sustainable water allocation for the environment, agriculture, industries, and population centres.
Minister for Resources and Critical Minerals	<p>Resources</p> <ul style="list-style-type: none">Implement the Queensland Resources Industry Development Plan, working with peak industry bodies, mining unions and the community to ensure communities can maximise their economic and social well-being through the resources sector.Implement the Queensland Critical Minerals Strategy that provides a path to the responsible use of Queensland's critical minerals while creating sustainable economic prosperity for Queensland.Investigate and deliver enhancements to the state's land administration and valuation legislation and frameworks to better enable the delivery of government priorities that support economic and social outcomes.Facilitate a sustainable coexistence between landholders, communities, and the onshore gas industry, in collaboration with Queensland's coexistence institutions.Provision of clearer pathways for investment in critical mineral exploration and production.Ensure Queensland's native vegetation is managed to maintain biodiversity, reduce land degradation, protect water quality, including in the Great Barrier Reef water catchment areas, and reduce greenhouse gas emissions. <p>Resources Safety and Health Queensland</p> <ul style="list-style-type: none">Regulate, educate and assist industry in meeting its obligations to protect and promote the safety and health of persons from risks associated with mining, quarrying, explosives and petroleum and gas.

Minister	Role and focus
Minister for the Environment and the Great Barrier Reef and Minister for Science and Innovation	<p>Environment</p> <ul style="list-style-type: none">• Oversee the implementation of the Protected Area Strategy 2020–2030.• Advance Queensland’s Waste Management and Resource Recovery Strategy, Plastic Pollution Reduction Plan, Queensland Organics Strategy and Plan 2022–2032.• Work with the Minister for Resources and Critical Minerals to implement and oversee the Government’s reforms to mine rehabilitation and financial assurance.• Continue to implement Conserving Nature – a Biodiversity Strategy for Queensland, the Southeast Queensland Koala Conservation Strategy 2020–2025 and the Threatened Species Program to protect species at risk of extinction.• Continue to investigate and consult on the establishment of an independent Environmental Protection Agency to protect our environment, create jobs and support economic growth.• Continue to work with the Treasurer and Minister for Trade and Investment and stakeholders to implement the flagship \$500 million Land Restoration Fund, including identifying opportunities to further develop Queensland’s carbon farming industry. <p>Great Barrier Reef</p> <ul style="list-style-type: none">• Implement the Queensland Reef Water Quality Program and work with the Australian Government to fast-track commitments under the Reef 2050 Long-Term Sustainability Plan and the Reef 2050 Water Quality Improvement Plan. <p>Science</p> <ul style="list-style-type: none">• Support priority industry-science centres of excellence and accelerate university commercialisation to grow Queensland businesses, exports and jobs. <p>Innovation</p> <ul style="list-style-type: none">• Drive economic recovery and growth by delivering and attracting innovation investment to sustain and create Queensland jobs.
Minister for Fire and Disaster Recovery and Minister for Corrective Services	<p>Corrective Services</p> <ul style="list-style-type: none">• Work to increase community safety, break the cycle of re-offending and make a real and measurable difference in people’s lives through their contact with the correctional system. <p>Fire and Emergency Services</p> <ul style="list-style-type: none">• Contribute to the provision of a timely, coordinated and appropriate response to minimise the effects of fire and emergency events.• Implement Disaster Management strategies.• Maintain a risk-based approach to fire and emergency services and continue to support the State Emergency Service and Rural Fire Service. <p>Disaster Recovery and Resilience</p> <ul style="list-style-type: none">• Implement the Queensland Strategy for Disaster Resilience.

Minister	Role and focus
Minister for Transport and Main Roads and Minister for Digital Services	<p>Transport</p> <ul style="list-style-type: none">• Work to deliver better road and transport infrastructure across Queensland.• Oversee implementation of programs to ensure an effective, efficient and accessible public transport system. <p>Main Roads</p> <ul style="list-style-type: none">• Ensure planning for priority main road infrastructure projects consider the State Government's delivery objectives for the Brisbane 2032 Olympic and Paralympic Games and the associated funding strategy. <p>Ports and Marine Infrastructure</p> <ul style="list-style-type: none">• Oversee improvements to marine infrastructure across Queensland.• Implement the <i>Reef 2050 Long-Term Sustainability Plan</i> in conjunction with the Minister for the Environment and the Great Barrier Reef and Minister for Science and Innovation.• Oversee the Maritime Jobs Taskforce and implementation of Taskforce recommendations to revitalise Queensland's coastal shipping industry. <p>Cross River Rail.</p> <ul style="list-style-type: none">• Deliver Cross River Rail to improve network reliability and increase heavy rail accessibility to the Brisbane CBD and across the South East Queensland region. <p>Digital Services</p> <ul style="list-style-type: none">• Continue to implement the Government's agenda for digital technology in Government services and digital inclusion of disadvantaged Queenslanders.• Ensure Queensland Government information is publicly available through open data, providing Queenslanders with the opportunity to create apps, establish research programs and start new businesses.
Minister for Employment and Small Business and Minister for Training and Skills Development	<p>Employment</p> <ul style="list-style-type: none">• Lead the development of innovative employment policies and programs with a focus on supporting under-represented cohorts across Queensland's workforce.• Support young people who are disengaged or at risk of disengaging in education, training, and employment. <p>Small Business</p> <ul style="list-style-type: none">• Develop and implement the next Queensland Small Business Strategy to continue to build a strong and resilient small business sector to drive job creation and growth. <p>Training and Skills Development</p> <ul style="list-style-type: none">• Oversee the Government's Skilling Queenslanders for Work initiative to support disadvantaged Queenslanders to gain skills, qualifications and experience through program implementation and delivery.

Minister	Role and focus
Minister for Child Safety, Minister for Seniors and Disability Services and Minister for Multicultural Affairs	<p>Child Safety</p> <ul style="list-style-type: none">• Deliver family support services to help families earlier and moderate the number of children entering the child protection system.• Continue to identify and implement strategies to address and manage the current and future demand on child safety services. <p>Seniors</p> <ul style="list-style-type: none">• Support older people to lead healthy and productive lives and ensure government policies and programs continue to be age friendly. <p>Disability Services</p> <ul style="list-style-type: none">• Support vulnerable Queenslanders to lead better lives and maximise opportunities, by working with the Federal Government, and relevant Queensland Government agencies, to ensure effective governance and operation of the National Disability Insurance Scheme (NDIS). <p>Multicultural Affairs</p> <ul style="list-style-type: none">• Lead actions and policy that will implement the principles of the Multicultural Queensland Charter and promote Queensland as a united, harmonious and inclusive community.
Minister for Tourism and Sport	<p>Tourism Industry Development</p> <ul style="list-style-type: none">• Drive the tourism sector’s recovery from COVID–19 and future growth. <p>Sport</p> <ul style="list-style-type: none">• Support the sport and recreation industry to increase participation of different cultural groups to enhance social cohesion.

Appendix C: Supporting Information

Queensland has detailed and evolving information available. Please see below for links used to source information in this report.



¹ <https://www.treasury.qld.gov.au/about-treasury/acknowledgement-of-traditional-custodians/>

² <https://www.ifrs.org/issued-standards/ifrs-sustainability-standards-navigator/ifrs-s1-general-requirements/>

³ <https://www.ifrs.org/issued-standards/ifrs-sustainability-standards-navigator/ifrs-s2-climate-related-disclosures/>

⁴ *Queensland Snapshot sources:*
Queensland population, <https://www.qgso.qld.gov.au/statistics/theme/population/population-estimates/state-territories/qld-population-counter>
National, state and territory population, <https://www.abs.gov.au/statistics/people/population/national-state-and-territory-population/latest-release>
Queensland Gross State Product, <https://www.abs.gov.au/statistics/economy/national-accounts/australian-national-accounts-state-accounts/latest-release> | Table 4. Expenditure, Income and Industry Components of Gross State Product, Queensland, Chain volume measures and current prices | Total all industries; GROSS STATE PRODUCT: Current prices
Queensland Area, <https://www.qld.gov.au/about/about-queensland/statistics-facts/facts>
Appendix A: Datasets Metric 1: Total carbon dioxide emissions by gas type
Appendix A: Datasets Metric 5: Renewable energy as a share of total energy consumed
Gross state product at factor cost by industry and main components, <https://www.qgso.qld.gov.au/statistics/theme/economy/economic-activity/queensland-state-accounts>
2022-23 Report on State Finances of the Queensland Government (ROSF) – 30 June 2023, <https://s3.treasury.qld.gov.au/files/Report-on-State-Finances-2022-23.pdf> | *Government Capital expenditure* is referred to as *Purchases of Non-financial Assets by Function Outcome* in the ROSF.

⁵ <https://www.qld.gov.au/about/newsroom/regional-community-forums>

⁶ <https://www.qld.gov.au/about/how-government-works/government-responsibilities>

⁷ The letters are publicly available from the Queensland Cabinet and Ministerial Directory (<https://cabinet.qld.gov.au/ministers-portfolios.aspx>)

⁸ <https://www.parliament.qld.gov.au/>

⁹ <https://www.qld.gov.au/about/how-government-works/government-structure>

¹⁰ https://budget.qld.gov.au/files/Budget_2023-24_Strategy_Outlook.pdf

¹¹ <https://www.legislation.qld.gov.au/view/html/inforce/current/act-2009-009>

¹² <https://www.treasury.qld.gov.au/resource/guide-risk-management/>

¹³ https://www.forgov.qld.gov.au/__data/assets/pdf_file/0017/183212/performance-management-framework-policy.pdf

¹⁴ <https://www.imf.org/en/Topics/climate-change/climate-and-the-economy>

¹⁵ <https://cabinet.qld.gov.au/ministers-portfolios.aspx>

¹⁶ https://www.ipcc.ch/report/ar6/syr/downloads/report/IPCC_AR6_SYR_SPM.pdf

¹⁷ <https://www.epw.qld.gov.au/climate/clean-economy-pathway>

¹⁸ <https://qro.qld.gov.au/royalty/overview>

¹⁹ <https://www.ga.gov.au/digital-publication/aecr2023/coal>

²⁰ https://budget.qld.gov.au/files/Budget_2023-24_Strategy_Outlook.pdf | Page 111

²¹ <https://www.dcceew.gov.au/climate-change/emissions-reporting/national-greenhouse-energy-reporting-scheme/safeguard-mechanism>

²² <https://www.cleanenergyregulator.gov.au/NGER/The-Safeguard-Mechanism>

²³ <https://www.cleanenergyregulator.gov.au/NGER/The-Safeguard-Mechanism/safeguard-data/safeguard-facility-reported-emissions/safeguard-facility-reported-emissions-2021-22>

²⁴ <https://www.treasury.qld.gov.au/investment/investment-programs-and-support/low-emissions-investment-partnerships/>

²⁵ <https://www.resources.qld.gov.au/qridp>

²⁶ https://www.ilo.org/global/topics/green-jobs/WCMS_824102/lang--en/index.htm

²⁷ https://www.epw.qld.gov.au/__data/assets/pdf_file/0010/33031/queensland-energy-plan-workers-charter.pdf

²⁸ <https://www.statedevelopment.qld.gov.au/industry/queensland-new-industry-opportunities/regional-economic-futures-fund>

29

<https://www.publications.qld.gov.au/dataset/clean-energy-workforce-roadmap/resource/62a2ef56-8100-4171-9117-964afabd65ec>

30

<https://www.qld.gov.au/jobs/jobs-and-training-support>

31

<https://www.des.qld.gov.au/climateaction>

32

<https://www.des.qld.gov.au/climateaction/emissions-targets>

33

<https://www.epw.qld.gov.au/energyandjobsplan>

34

https://www.epw.qld.gov.au/__data/assets/pdf_file/0015/39201/qejp-2023-update.pdf

35

<https://statements.qld.gov.au/statements/96232>

36

https://www.epw.qld.gov.au/__data/assets/pdf_file/0010/33031/queensland-energy-plan-workers-charter.pdf

37

<https://www.statedevelopment.qld.gov.au/industry/queensland-new-industry-opportunities/regional-economic-futures-fund>

38

<https://www.powerlink.com.au/news-media/new-copperstring-hq-sparks-more-employment-region>

39

<https://statements.qld.gov.au/statements/97857>

40

<https://www.epw.qld.gov.au/energyandjobsplan/about/supergrid>

41

<https://www.epw.qld.gov.au/about/initiatives/borumba-dam-pumped-hydro>

42

<https://www.epw.qld.gov.au/about/initiatives/pioneer-burdekin-pumped-hydro-energy-storage>

43

<https://www.powerlink.com.au/sites/default/files/2023-09/Delivering%20a%20new%20500kV%20transmission.pdf>

44

https://www.epw.qld.gov.au/__data/assets/pdf_file/0021/37524/2022-23-EPW-Annual-Report.pdf

45

<https://statements.qld.gov.au/statements/98991>

46

<https://yoursayhpw.engagementhq.com/energy-bill-consultation>

47

<https://www.legislation.qld.gov.au/view/html/bill.first/bill-2022-053/lh>

48

<https://cleancoqueensland.com.au/250mw-swanbank-battery-as-seq-joins-clean-energy-hub-revolution/>

49

<https://www.csenergy.com.au/what-we-do/firming-and-storage/brigalow-peaking-power-plant>

50

<https://www.statedevelopment.qld.gov.au/news/what-is-copperstring-2032-and-why-is-it-important-for-queenslands-renewable-energy-future>

51

<https://www.powerlink.com.au/projects/copperstring-2032>

52

<https://www.powerlink.com.au/sites/default/files/2023-09/Powerlink%20Queensland%20Annual%20Report%20and%20Financial%20Statements%202022-23.pdf> | Page 1

53

<https://www.publications.qld.gov.au/dataset/clean-energy-workforce-roadmap/resource/62a2ef56-8100-4171-9117-964afabd65ec>

54

<https://www.qld.gov.au/transport/projects/electricvehicles/zero-emission-strategy>

55

<https://www.publications.qld.gov.au/dataset/zeroemissionvehiclestrategy>

56

https://www.hpw.qld.gov.au/__data/assets/pdf_file/0021/21882/qfleet-electric-vehicle-transition-strategy-2023-2026.pdf

57

<https://www.publications.qld.gov.au/ckan-publications-attachments-prod/resources/cc180075-23bb-499f-8ac2-d1704973feca/zev- strategy.pdf?ETag=2194a593a5798b4a949ddac821181e55>

58

<https://www.publications.qld.gov.au/dataset/annual-report-2022-2023-transport-and-main-roads> | Page 30

59

<https://www.qld.gov.au/transport/projects/electricvehicles/co-funded-electric-vehicle-charging-locations>

60

<https://www.qrida.qld.gov.au/program/queensland-zero-emission-vehicle-rebate-scheme>

61

<https://www.des.qld.gov.au/climateaction/theplan/qld-climate-action-plan>

62

https://www.epw.qld.gov.au/__data/assets/pdf_file/0021/37524/2022-23-EPW-Annual-Report.pdf | Page 31

63

<https://www.epw.qld.gov.au/about/initiatives/queensland-business-energy-savings-transformation>

64

<https://www.epw.qld.gov.au/about/strategy/building-plan/update>

65

<https://www.qld.gov.au/housing/buying-owning-home/energy-water-home/electricity/digital-meters>

66

<https://ecobiz.businesschamberqld.com.au/>

67

<https://businesschamberqld.com.au/sustainability>

68

<https://www.qld.gov.au/housing/home-modifications-energy-savings/climate-smart-energy-savers>

69

<https://www.business.qld.gov.au/running-business/energy-business/energy-efficiency-rebate>

70

<https://www.epw.qld.gov.au/about/initiatives/modern-homes/modern-homes-standards>

71

https://www.epw.qld.gov.au/__data/assets/pdf_file/0024/4839/qldbuildingplan.pdf

72

<https://www.abcqld.com.au/news/2023/ncc-2022-adopted>

73

<https://www.epw.qld.gov.au/about/initiatives/modern-homes>

74

<https://www.epw.qld.gov.au/about/initiatives/modern-homes/modern-homes-standards>

75

https://www.energyq.com.au/__data/assets/pdf_file/0011/1118828/Energy-Queensland-Ltd-Annual-Report-2022-23.pdf.pdf | Page 23

76 <https://ecobiz.businesschamberqld.com.au/faqs/ecobiz-program-faqs/>

77 <https://ecobiz.businesschamberqld.com.au/assets/Uploads/CCIQ-ecoBIZ-Resource-Kit-small.pdf>

78 <https://www.qld.gov.au/housing/home-modifications-energy-savings/climate-smart-energy-savers/about>

79 <https://www.treasury.qld.gov.au/investment/investment-programs-and-support/low-emissions-investment-partnerships/>

80 <https://www.daf.qld.gov.au/news-media/campaigns/low-emissions-roadmap/about-the-roadmap>

81 https://www.health.qld.gov.au/__data/assets/pdf_file/0025/1125961/climate-risk-strategy-2021-2026.pdf

82 https://www.qao.qld.gov.au/sites/default/files/2021-03/Planning%20for%20sustainable%20health%20services%20%28Report%2016%E2%80%942020%E2%80%9321%29%E2%80%94Appendix%20A_0.pdf

83 <https://www.tmr.qld.gov.au/Community-and-environment/Planning-for-the-future/Building-sustainable-roads>

84 <https://www.tmr.qld.gov.au/-/media/communityandenvironment/Environmental-Management/Waste-management/Waste-2-Resource-Strategy.pdf?la=en>

85 https://www.publications.qld.gov.au/dataset/426087bb-e415-45a9-b83c-bf06fdf3fea1/resource/51f061db-e198-41b1-8101-660a134c3c41/download/cspw-29-2022-2023-annual-report_v2.pdf

86 <https://www.health.qld.gov.au/research-reports/reports/departamental/annual-report>

87 https://www.health.qld.gov.au/__data/assets/pdf_file/0029/1267148/DOH_2022_23_annual_report.pdf | Page 75

88 <https://www.tmr.qld.gov.au/Community-and-environment/Planning-for-the-future/Building-sustainable-roads>

89 https://www.tmr.qld.gov.au/_/media/communityandenvironment/environmental-management/waste-management/tmr-waste-2-resource-annual-status-report-2021-2022.pdf?sc_lang=en&hash=8195890549A5156EF0968D47217A46EF

90 https://www.qld.gov.au/__data/assets/pdf_file/0028/103798/qld-waste-management-resource-recovery-strategy.pdf

91 <https://www.statedevelopment.qld.gov.au/industry/critical-industry-support/resource-recovery>

92 https://www.statedevelopment.qld.gov.au/__data/assets/pdf_file/0014/17204/resource-recovery-roadmap.pdf

93 <https://www.qld.gov.au/environment/circular-economy-waste-reduction/disposal-levy/about/overview/waste-resource-recovery-package>

94 <https://statements.qld.gov.au/statements/98545>

95 <https://www.business.qld.gov.au/industries/manufacturing-retail/retail-wholesale/single-use-plastics-ban>

96 <https://www.statedevelopment.qld.gov.au/industry/critical-industry-support/resource-recovery/queensland-recycling-modernisation-fund>

97 <https://www.statedevelopment.qld.gov.au/industry/priority-industries/resource-recovery/regional-and-remote-recycling-modernisation-fund>

98 <https://www.statedevelopment.qld.gov.au/industry/critical-industry-support/resource-recovery>

99 https://stillmed.olympics.com/media/Documents/International-Olympic-Committee/Commissions/Future-host-commission/The-Games-of-The-Olympiad/Brisbane-2032-FHC-Questionnaire-Response.pdf?_ga=2.247390020.1150708900.1695171226-1137852844.1691125125

100 <https://www.epw.qld.gov.au/about/strategy/buy-qld/q2032-procurement-strategy>

101 https://console.q2032.au/documents/ELEVATE%202042%20Legacy%20Strategy_FULL%20LENGTH.pdf

102 <https://www.des.qld.gov.au/climateaction/climate-sustainable-games>

103 <https://www.qld.gov.au/environment/management/funding/community-sustainability>

104 <https://apps.des.qld.gov.au/sustainability-action-grants/>

105 https://www.qld.gov.au/__data/assets/pdf_file/0017/67301/qld-climate-adaptation-strategy.pdf

106 <https://www.des.qld.gov.au/climateaction/theplan/climate-adaptation>

107 <https://www.longpaddock.qld.gov.au/about/>

108 <https://www.longpaddock.qld.gov.au/dcap/>

109 <https://www.longpaddock.qld.gov.au/forage/myforage/>

110 <https://www.business.qld.gov.au/industries/farms-fishing-forestry/agriculture/disaster/drought/assistance/farm-business-resilience-program>

111 <https://www.nacp.org.au/>

112 <https://www.qld.gov.au/housing/buying-owning-home/financial-help-concessions/resilient-homes-fund/overview/resilient-retrofit>

113 <https://www.qld.gov.au/housing/buying-owning-home/financial-help-concessions/resilient-homes-fund/overview/home-raising>

114 <https://www.qld.gov.au/housing/buying-owning-home/financial-help-concessions/resilient-homes-fund/overview/buy-back>

115 https://www.epw.qld.gov.au/__data/assets/pdf_file/0021/37524/2022-23-EPW-Annual-Report.pdf

116 <https://www.qld.gov.au/housing/buying-owning-home/financial-help-concessions/resilient-homes-fund/overview/demolish-and-rebuild-or-relocate>

117 <https://statements.qld.gov.au/statements/98510>

118 https://www.epw.qld.gov.au/__data/assets/pdf_file/0021/37524/2022-23-EPW-Annual-Report.pdf

119 <https://statements.qld.gov.au/statements/98464>

120 https://www.disaster.qld.gov.au/__data/assets/pdf_file/0027/339336/Interim-2023-QSDMP-V1.2.pdf

121 <https://www.qra.qld.gov.au/recovery/recovery-governance/queensland-recovery-plan>

122 <https://www.qra.qld.gov.au/qsdr>

123 <https://www.disaster.qld.gov.au/queensland-emergency-risk-management-framework>

124 <https://www.qfes.qld.gov.au/prepare/cyclone>

125 <https://www.disaster.qld.gov.au/warnings>

126 <https://www.disaster.qld.gov.au/plans>

127 <https://www.qra.qld.gov.au/resilience/sendai-framework-voluntary-commitments>

128 <https://www.disaster.qld.gov.au/>

129 <https://www.disaster.qld.gov.au/queensland-emergency-risk-management-framework>

130 https://www.disaster.qld.gov.au/__data/assets/pdf_file/0034/339298/QFES-Tropical-Cyclone-Preparedness-Guide.pdf

131 <https://www.qra.qld.gov.au/funding/drfa>

132 <https://www.qra.qld.gov.au/funding-programs/event-specific-exceptional-circumstances-assistance>

133 https://www.qra.qld.gov.au/sites/default/files/2022-03/0417%20DFRA%20%26%20SDRA_MAR_22_0.pdf

134 <https://www.qra.qld.gov.au/funding-programs/state-disaster-relief-arrangements-sdra>

135 <https://www.qra.qld.gov.au/recovery/recovery-operations/2022-23-northern-and-central-queensland-monsoon-and-flooding>

136 https://www.qra.qld.gov.au/sites/default/files/2023-08/qra_quarterly_report_june_2023_0.pdf

137 https://www.qra.qld.gov.au/sites/default/files/2023-08/doc_23_52086_0734_ceo_2023_monthly_report_july-2023_v12_6.pdf

138 <https://www.qra.qld.gov.au/funding/drfa>

139 <https://www.qra.qld.gov.au/frmp-2021-22>

140 <https://www.qcoast2100.com.au/>

141 <https://www.tmr.qld.gov.au/business-industry/technical-standards-publications/climate-change>

142 <https://www.qra.qld.gov.au/regional-resilience-strategies>

143 <https://www.getready.qld.gov.au/>

144 <https://qcrc.lgaq.asn.au/program-purpose.html>

145 <https://www.qcoast2100.com.au/funding/status-of-projects>

146 <https://www.qcoast2100.com.au/qcoast-20-projects/qcoast-20-eligibility-1>

147 <https://www.qcoast2100.com.au/qcoast2100-20-1/qcoast2100-20-2>

148 <https://www.qra.qld.gov.au/regional-resilience-strategies>

149 <https://qcrc.lgaq.asn.au/climate-risk-management-framework1.html>

150 <https://library-qcrc.lgaq.asn.au/qcrc-resources-directory>

151 https://www.dtis.qld.gov.au/__data/assets/pdf_file/0003/1647120/22268-Towards-Tourism-2032-ONLINE-STRATEGY-v5-.pdf

152 <https://www.dtis.qld.gov.au/news/latest/2023/online-platform-to-explore-tourism-opportunities-in-regions-impacted-by-natural-disasters>

153 <https://www.resources.qld.gov.au/mining-exploration/initiatives/critical-minerals-strategy>

154 <https://statements.qld.gov.au/statements/98059>

155 <https://www.statedevelopment.qld.gov.au/regions/regional-priorities/a-strong-and-prosperous-north-west-queensland>

156 <https://www.statedevelopment.qld.gov.au/news/what-is-copperstring-2032-and-why-is-it-important-for-queenslands-renewable-energy-future>

157 <https://www.statedevelopment.qld.gov.au/regions/regional-priorities/a-strong-and-prosperous-north-west-queensland/achievements-and-deliverables>

158 <https://statements.qld.gov.au/statements/98946>

159 <https://cabinet.qld.gov.au/documents/2019/May/HydrInd/Attachments/Strategy.PDF>

160 <https://statements.qld.gov.au/statements/97705>

161 <https://www.legislation.qld.gov.au/view/html/bill.first/bill-2022-043/lh>

162 <https://www.gladstone.qld.gov.au/downloads/file/4153/item-3-1-attach-01-stanwell-corporation-limited-presentation>

163 <https://statements.qld.gov.au/statements/98222>

164 <https://www.statedevelopment.qld.gov.au/industry/queensland-is-renewable-ready/fortescue-future-industries>

165 <https://www.statedevelopment.qld.gov.au/industry/priority-industries/hydrogen-industry-development/hydrogen-industry-development-fund>

166 <https://statements.qld.gov.au/statements/98949>

167 <https://statements.qld.gov.au/statements/97705>

168 <https://www.legislation.qld.gov.au/view/html/bill.first/bill-2022-043/lh>

169 <https://statements.qld.gov.au/statements/95128>

170 https://www.statedevelopment.qld.gov.au/__data/assets/pdf_file/0017/13337/biofutures-10yr-roadmap-actionplan.pdf

171 <https://www.statedevelopment.qld.gov.au/industry/critical-industry-support/biofutures>

172 <https://www.des.qld.gov.au/climateaction/take-action/business-industry>

173 <https://lowcarbonqld.com/>

174 <https://www.qtc.com.au/institutional-investors/green-bonds/>

175 https://www.qtc.com.au/wp-content/uploads/2023/07/2023-QTC-Green-Bond-Annual-Report_Web.pdf

176 <https://www.des.qld.gov.au/climateaction>

177 <https://www.longpaddock.qld.gov.au/qld-future-climate/adapting/impacts/>

178 <https://www.des.qld.gov.au/climateaction/resources/science>

179 https://www.disaster.qld.gov.au/__data/assets/pdf_file/0035/339299/QFES-Severe-Wind-Hazard-Exec-Summary.pdf

180 <https://www.longpaddock.qld.gov.au/qld-future-climate/tropical-cyclone/>

181 <https://www.climatereadyaustralia.com.au/queensland-climate-ready-program-update/>

182 <https://dsdmipprd.blob.core.windows.net/general/what-is-the-state-planning-policy.pdf>

183 <https://www.qra.qld.gov.au/regional-resilience-strategies>

184 <https://www.tmr.qld.gov.au/business-industry/Technical-standards-publications/Climate-change>

185 <https://www.des.qld.gov.au/climateaction/emissions-targets>

186 <https://ageis.climatechange.gov.au/>

187 <https://www.epw.qld.gov.au/about/initiatives/renewable-energy-targets>

188 https://tnfd.global/wp-content/uploads/2023/09/Glossary_of_key_terms_v1.pdf?v=1695138274

189 <https://www.qld.gov.au/environment/plants-animals/biodiversity/strategy>

190 https://www.qld.gov.au/__data/assets/pdf_file/0015/222081/queensland-biodiversity-conservation-strategy.pdf

191 <https://www.resources.qld.gov.au/about-us/regulatory-role/land-resources>

192 <https://www.business.qld.gov.au/industries/mining-energy-water/water/industry-infrastructure/supply-planning/sources-queensland>

193 <https://www.business.qld.gov.au/industries/mining-energy-water/water/catchments-planning/water-plan-areas>

194 <https://www.stateoftheenvironment.des.qld.gov.au/biodiversity/estuarine-and-marine-ecosystems>

195 <https://www.qld.gov.au/environment/management/monitoring/air>

196 https://www.qld.gov.au/__data/assets/pdf_file/0015/222081/queensland-biodiversity-conservation-strategy.pdf

197 <https://parks.des.qld.gov.au/management/plans-strategies/protected-area-strategy>

198 <https://www.qld.gov.au/environment/climate/climate-change/land-restoration-fund>

199 <https://www.qld.gov.au/environment/plants-animals/conservation/threatened-wildlife/threatened-species/program>

200 <https://parks.des.qld.gov.au/management/plans-strategies/protected-area-strategy>

201 https://parks.des.qld.gov.au/__data/assets/pdf_file/0016/212524/qld-protected-area-strategy-2020-30.pdf

202 https://parks.des.qld.gov.au/__data/assets/pdf_file/0025/306934/qld-protected-area-strategy-2022-report-card.pdf

203 <https://statements.qld.gov.au/statements/97722>

204 <https://statements.qld.gov.au/statements/97300>

205 <https://statements.qld.gov.au/statements/98395>

206 <https://statements.qld.gov.au/statements/97356>

207 <https://www.qld.gov.au/environment/plants-animals/conservation/community/land-sea-rangers/grants-program/recipients?root=341821>

208 https://environment.des.qld.gov.au/__data/assets/pdf_file/0025/260683/regulatory-strategy-2022-2027.pdf

209 <https://environment.des.qld.gov.au/management/policy-regulation/regulatory-strategy/progress-report>

210 <https://www.daf.qld.gov.au/business-priorities/biosecurity/enhancing-capability-capacity/qld-biosecurity-strategy>

211 https://budget.qld.gov.au/files/Budget_2023-24_Strategy_Outlook.pdf

212 https://www.qld.gov.au/__data/assets/pdf_file/0022/209803/threatened-species-program-2020-2040.pdf

213 <https://www.daf.qld.gov.au/business-priorities/biosecurity/programs>

214 <https://www.statedevelopment.qld.gov.au/coordinator-general>

215 <https://www.statedevelopment.qld.gov.au/coordinator-general/state-development-areas/development-schemes-applications-and-requests>

216 https://parks.des.qld.gov.au/_data/assets/pdf_file/0016/212524/qld-protected-area-strategy-2020-30.pdf

217 <https://parks.des.qld.gov.au/management/managed-areas/world-heritage-areas/qld-first-nations-wh-strategy>

218 <https://statements.qld.gov.au/statements/98131>

219 <https://www.qld.gov.au/environment/land/management/vegetation>

220 <https://www.qld.gov.au/environment/land/management/vegetation/clearing-laws>

221 <https://statements.qld.gov.au/statements/98323>

222 <https://www.daf.qld.gov.au/business-priorities/forestry/native-timber-action-plan/state-owned-native-timber>

223 <https://www.daf.qld.gov.au/business-priorities/agriculture>

224 <https://www.business.qld.gov.au/industries/farms-fishing-forestry/agriculture/land-management>

225 <https://www.business.qld.gov.au/industries/farms-fishing-forestry/agriculture/business/expand/land-audit>

226 <https://www.resources.qld.gov.au/qridp>

227 <https://www.resources.qld.gov.au/mining-exploration/initiatives/critical-minerals-strategy>

228 <https://www.business.qld.gov.au/running-business/environment/natural-resource-funding>

229 <https://www.business.qld.gov.au/running-business/environment/natural-resource-funding/recipients>

230 <https://apps.des.qld.gov.au/public-register/>

231 <https://www.business.qld.gov.au/running-business/environment/licences-permits>

232 https://www.resources.qld.gov.au/_data/assets/pdf_file/0005/1552973/abandoned-mines-risk-prioritisation-framework.pdf

233 <https://www.business.qld.gov.au/running-business/environment/licences-permits/rehabilitation/progressive-rehabilitation-closure-plans>

234 <https://www.qld.gov.au/environment/land/management/abandoned-mines/remediation-projects>

235 <https://www.qmrc.qld.gov.au>

236 <https://www.business.qld.gov.au/running-business/environment/licences-permits/rehabilitation/financial-provisioning-scheme>

237 www.rdmw.qld.gov.au

238 https://www.rdmw.qld.gov.au/_data/assets/pdf_file/0007/1769317/drdmw-annual-report-2022-23.pdf

239 <https://science.des.qld.gov.au/government/science-division/water-and-coastal/waters>

240 <https://www.rdmw.qld.gov.au/water/consultations-initiatives/qld-water-strategy>

241 <https://www.rdmw.qld.gov.au/water/managing-climate-change-risks>

242 <https://www.business.qld.gov.au/industries/mining-energy-water/water/industry-infrastructure/supply-planning/security/seq>

243 https://www.rdmw.qld.gov.au/_data/assets/pdf_file/0007/1769317/drdmw-annual-report-2022-23.pdf | Page 23

244 <https://www.rdmw.qld.gov.au/water/consultations-initiatives/first-nations-water-strategy>

245 <https://www.business.qld.gov.au/industries/mining-energy-water/water/catchments-planning/qld-murray-darling-basin>

246 <https://www.business.qld.gov.au/industries/mining-energy-water/water/catchments-planning/planning>

247 <https://www.business.qld.gov.au/industries/mining-energy-water/water/catchments-planning/planning/developing>

248 <https://www.business.qld.gov.au/industries/mining-energy-water/water/catchments-planning/water-plan-areas>

249 <https://www.dcceew.gov.au/parks-heritage/great-barrier-reef/protecting/reef-2050-plan>

250 <https://www.dcceew.gov.au/sites/default/files/documents/reef-2050-long-term-sustainability-plan-2021-2025.pdf>

251 <https://whc.unesco.org/en/documents/197090>

252 <https://www.qld.gov.au/environment/coasts-waterways/reef/gill-net-fishing-phase-out>

253 https://www.reefplan.qld.gov.au/_data/assets/pdf_file/0017/46115/reef-2050-water-quality-improvement-plan-2017-22.pdf

254 <https://www.qld.gov.au/environment/coasts-waterways/reef/reef-program>

255 <https://reportcard.reefplan.qld.gov.au/>

256 <https://reportcard.reefplan.qld.gov.au/home?report=overview&year=611f443aba3074128316eb07>

257 <https://reportcard.reefplan.qld.gov.au/home?report=condition&year=611f443aba3074128316eb07&measure=IMC&area=GBR>

258 <https://reportcard.reefplan.qld.gov.au/home?report=condition&year=611f443aba3074128316eb07&measure=WCND-State&area=GBR>

259 <https://reportcard.reefplan.qld.gov.au/home?report=target&year=611f443aba3074128316eb07&measure=DIN&area=GBR>

260 <https://reportcard.reefplan.qld.gov.au/home?report=target&year=611f443aba3074128316eb07&measure=FS&area=GBR>

261 <https://cabinet.qld.gov.au/documents/2017/Jun/FishPol/Attachments/Strategy.pdf>

262 <https://www.daf.qld.gov.au/business-priorities/fisheries/sustainable/sustainable-fisheries-strategy-overview>

263

<https://www.daf.qld.gov.au/business-priorities/fisheries/sustainable/sustainable-fisheries-strategy-overview>

264

<https://apps.des.qld.gov.au/air-quality/>

265

<https://apps.des.qld.gov.au/air-quality/health/about/>

266

<https://www.qld.gov.au/environment/management/monitoring/air/air-programs>

267

<https://www.qld.gov.au/environment/climate/climate-change/land-restoration-fund/co-benefits/overview#:~:text=The%20first%20Co%2Dbenefit%20Standard,and%20First%20Nations%20co%2Dbenefits>

268

<https://www.qld.gov.au/environment/climate/climate-change/land-restoration-fund/about/overview>

269

<https://www.qld.gov.au/environment/climate/climate-change/land-restoration-fund/co-benefits/overview>

270

<https://www.qld.gov.au/environment/climate/climate-change/land-restoration-fund/funded-projects/investment-rounds-report>

271

<https://www.qld.gov.au/environment/climate/climate-change/land-restoration-fund/2023-investment-round-3/carbon-project-developers>

272

https://www.des.qld.gov.au/__data/assets/pdf_file/0013/324040/annual-report-2022-2023.pdf | Page 76

273

<https://carbonmarketinstitute.org/app/uploads/2023/05/2023-Carbon-Farming-Scorecard-FINAL.pdf> | Page 13

274

https://budget.qld.gov.au/files/Budget_2023-24_SDS_Department_of_Tourism_Innovation_and_Sport.pdf

275

<https://www.dtis.qld.gov.au/tourism/funds/act-eco-infrastructure>

276

<https://www.dtis.qld.gov.au/tourism/funds/eco-certified-tourism>

277

https://www.dtis.qld.gov.au/__data/assets/pdf_file/0003/1647120/22268-Towards-Tourism-2032-ONLINE-STRATEGY-v5-.pdf | Page 10

278

<https://www.qld.gov.au/environment/land/management/mapping/statewide-monitoring/slats/slats-data>

279

<https://www.qld.gov.au/environment/plants-animals/plants/herbarium>

280

<https://www.qld.gov.au/environment/plants-animals/plants/herbarium/mapping-ecosystems>

281

<https://www.qld.gov.au/environment/plants-animals/plants/ecosystems/remnant-vegetation>

282

<https://www.business.qld.gov.au/running-business/support-assistance/mapping-data-imagery/queensland-globe>

283

<https://qldglobe.information.qld.gov.au/>

284

<https://www.qld.gov.au/environment/land/management/mapping/statewide-monitoring/qlump>

285

<https://www.qld.gov.au/environment/land/management/mapping/statewide-monitoring/qlump/qlump-datasets>

286

<https://www.qld.gov.au/environment/land/management/mapping/statewide-monitoring/qlump/qlump-reports>

287

<https://wetlandinfo.des.qld.gov.au/wetlands/about-us/wetlandinfo.html>

288

<https://wetlandinfo.des.qld.gov.au/wetlands/>

289

<https://www.reefplan.qld.gov.au/tracking-progress/reef-report-card>

290

<https://www2.gbrmpa.gov.au/our-work/programs-and-projects/reef-2050-integrated-monitoring-and-reporting-program>

291

<https://www.reefplan.qld.gov.au/tracking-progress/paddock-to-reef>

292

<https://apps.des.qld.gov.au/air-quality/>

293

<https://www.forgov.qld.gov.au/finance-and-procurement/procurement/buy-for-queensland-government/buying-categories/social-services>

294

<https://www.legislation.qld.gov.au/view/html/inforce/current/act-2009-009>

295

<https://www.justice.qld.gov.au/about-us/services/women-violence-prevention/women/queensland-womens-strategy/about>

296

<https://www.abs.gov.au/statistics/labour/employment-and-unemployment/labour-force-australia-detailed/latest-release>

297

<https://www.qhrc.qld.gov.au/>

298

https://www.qhrc.qld.gov.au/__data/assets/pdf_file/0003/40647/Queensland-Human-Rights-Commission-Annual-Report-2021-22.pdf | Page 19

299

https://www.qhrc.qld.gov.au/__data/assets/pdf_file/0004/40666/QHRC_AnnualSnapshot_2021-22.pdf

300

<https://www.forgov.qld.gov.au/finance-and-procurement/procurement/procurement-resources/procurement-policies-and- frameworks/eliminating-modern-slavery>

301

<https://www.forgov.qld.gov.au/finance-and-procurement/procurement/procurement-resources/search-for-procurement-policies-resources-tools-and-templates/eliminating-modern-slavery-in-government-supply-chains>

302

<https://www.forgov.qld.gov.au/finance-and-procurement/procurement/procurement-resources/search-for-procurement-policies-resources-tools-and-templates/queensland-procurement-policy-2023>

303

<https://www.epw.qld.gov.au/about/strategy/buy-qld/queensland-procurement-strategy-2023/jobs/supporting-best-practice-principles>

304

<https://www.forgov.qld.gov.au/finance-and-procurement/procurement/procurement-resources/search-for-procurement-policies-resources-tools-and-templates/queensland-government-supplier-code-of-conduct-2023>

305

<https://www.forgov.qld.gov.au/finance-and-procurement/procurement/procurement-resources/search-for-procurement-policies-resources-tools-and-templates/ethical-supplier-mandate>

306

<https://www.dsdsatsip.qld.gov.au/our-work/aboriginal-torres-strait-islander-partnerships/reconciliation-tracks-treaty/closing-gap>

307 <https://www.niaa.gov.au/resource-centre/indigenous-affairs/commonwealth-closing-gap-2023-annual-report-and-2024-implementation-plan>

308 <https://www.pc.gov.au/closing-the-gap-data/annual-data-report/report>

309 <https://www.dsdsatsip.qld.gov.au/resources/dsdsatsip/work/atsip/reform-tracks-treaty/closing-gap/ctg-snapshot-2023.pdf>

310 <https://www.dsdsatsip.qld.gov.au/our-work/aboriginal-torres-strait-islander-partnerships/reconciliation-tracks-treaty/tracks-treaty/statement-commitment>

311 <https://www.dsdsatsip.qld.gov.au/our-work/aboriginal-torres-strait-islander-partnerships/reconciliation-tracks-treaty/tracks-treaty/local-thriving-communities>

312 <https://www.dcssds.qld.gov.au/our-work/child-safety/aboriginal-torres-strait-islander-families/queensland-first-children-families-board>

313 <https://www.health.qld.gov.au/public-health/groups/atsihealth>

314 <https://www.cyjma.qld.gov.au/resources/campaign/supporting-families/our-way.pdf>

315 <https://www.dsdsatsip.qld.gov.au/our-work/aboriginal-torres-strait-islander-partnerships/reconciliation-tracks-treaty/tracks-treaty/local-thriving-communities/action-plan>

316 <https://statements.qld.gov.au/statements/96956>

317 <https://www.dsdsatsip.qld.gov.au/our-work/aboriginal-torres-strait-islander-partnerships/business-economic-development/queensland-indigenous-procurement-policy>

318 https://www.health.qld.gov.au/__data/assets/pdf_file/0018/1145241/EndingRHD_QLD-FN-Strategy2021-2024.pdf

319 <https://www.qld.gov.au/firstnations/environment-land-use-native-title/connecting-with-country/land-transfers>

320 <https://www.qld.gov.au/firstnations/environment-land-use-native-title/cultural-heritage/cultural-heritage-duty-of-care>

321 <https://hw.qld.gov.au/gather-grow/>

322 <https://www.dsdsatsip.qld.gov.au/our-work/aboriginal-torres-strait-islander-partnerships/culture/many-voices-queensland-aboriginal-torres-strait-islander-languages-policy>

323 https://www.forgov.qld.gov.au/__data/assets/pdf_file/0021/367023/queensland-procurement-policy-2023.pdf I Page 2

324 <https://statements.qld.gov.au/statements/96846>

325 https://www.housing.qld.gov.au/__data/assets/pdf_file/0020/33266/communities2032-strategy-report.pdf

326 <https://www.housing.qld.gov.au/about/strategy/communities2032/action-plan>

327 <https://www.dcssds.qld.gov.au/our-work/disability-services/state-disability-plan/disability-service-plans>

328 <https://www.dcssds.qld.gov.au/our-work/disability-connect-queensland/state-disability-plan/disability-service-plans>

329 <https://statements.qld.gov.au/statements/98438>

330 <https://www.justice.qld.gov.au/initiatives/end-domestic-family-violence/dfvp-strategy>

331 <https://www.publications.qld.gov.au/dataset/sexual-violence-prevention/resource/a22ad633-8529-4ab7-99d6-549fec75e709>

332 <https://statements.qld.gov.au/statements/98399>

333 <https://www.publications.qld.gov.au/ckan-publications-attachments-prod/resources/f1339f15-05f1-43d5-a70b-25da985e7df7/djag-annual-report-2022-23.pdf?ETag=a993146e9e703bd99bf0734ef11da263>

334 <https://www.justice.qld.gov.au/about-us/services/women-violence-prevention/women/queensland-womens-strategy/about>

335 <https://www.publications.qld.gov.au/ckan-publications-attachments-prod/resources/95357068-d24b-4565-a991-7b8be088ced9/queensland-womens-strategy-2022-27.pdf?ETag=c655247f0b2cb9f9295b45147ce05295> | Page 6

336 <https://www.publications.qld.gov.au/ckan-publications-attachments-prod/resources/87bc7918-b1e4-4dd7-80e0-72fbfd25faaa/report-card-all-2021.pdf?ETag=0b23ea6f174105c6721fd4f022b44844>

337 <https://www.publications.qld.gov.au/dataset/queensland-womens-strategy-2022-27-report-cards/resource/63a0be2a-8348-4f4f-ad10-4752a400162c>

338 <https://aifs.gov.au/research/facts-and-figures/employment-men-and-women-across-life-course>

339 <https://www.justice.qld.gov.au/publications-policies/reports/annual-report/2021-22-djag-annual-report>

340 <https://www.justice.qld.gov.au/publications-policies/reports/annual-report/2020-21-djag-annual-report>

341 <https://www.dcssds.qld.gov.au/our-work/seniors/queensland-age-friendly-community/queenslands-age-friendly-future>

342 <https://www.dcssds.qld.gov.au/resources/dcsyw/seniors/age-friendly-community/future-directions/future-directions-statement.pdf>

343 <https://budget.qld.gov.au/budget-papers/#budget-paper-4> | Page 37

344 https://www.housing.qld.gov.au/__data/assets/pdf_file/0022/48163/homes-for-queenslanders.pdf

345 <https://www.housing.qld.gov.au/news-publications/strategies-plans/housing/about>

346 https://www.housing.qld.gov.au/__data/assets/pdf_file/0023/8186/qldhousingstrategyactionplan.pdf

347 https://www.housing.qld.gov.au/__data/assets/pdf_file/0012/5214/atsihousingactionplan.pdf

348 https://www.housing.qld.gov.au/__data/assets/pdf_file/0023/17429/QldHousingStrategyActionPlan2021-25.pdf

349 <https://budget.qld.gov.au/overview/alleviating-housing-pressures/>

350 <https://www.housing.qld.gov.au/about/strategy/housing/towards-ending-homelessness>

351 <https://statements.qld.gov.au/statements/98354>

352 <https://www.chde.qld.gov.au/about/initiatives/housing-investment/housing-investment-fund>

353 <https://statements.qld.gov.au/statements/96394>

354 <https://www.statedevelopment.qld.gov.au/coordinator-general>

355 <https://www.statedevelopment.qld.gov.au/coordinator-general/strong-and-sustainable-resource-communities>

356 <https://www.statedevelopment.qld.gov.au/coordinator-general/strong-and-sustainable-resource-communities/social-impact-assessment>

357 https://www.statedevelopment.qld.gov.au/__data/assets/pdf_file/0027/80766/queensland-new-industry-development-strategy.pdf

358 <https://www.statedevelopment.qld.gov.au/industry/queensland-new-industry-development-strategy/local-economic-opportunities-network>

359 https://science.des.qld.gov.au/__data/assets/pdf_file/0028/324397/qld-quantum-advanced-technologies-strategy-2023.pdf

360 <https://science.des.qld.gov.au/research/key-areas/quantum>

361 https://www.rdmw.qld.gov.au/__data/assets/pdf_file/0003/1644906/advanced-manufacturing-roadmap-2022-26.pdf

362 https://www.rdmw.qld.gov.au/__data/assets/pdf_file/0007/1769317/drdmw-annual-report-2022-23.pdf

363 <https://www.rdmw.qld.gov.au/manufacturing/manufacturing-assistance-programs/meeg>

364 <https://desbt.qld.gov.au/employment/support-employers/workforce-strategy>

365 https://www.publications.qld.gov.au/ckan-publications-attachments-prod/resources/ff453627-3e2a-4dc5-96c5-a3e7bdf963fa/final-queensland-workforce-strategy_2022-2032.pdf

366 <https://desbt.qld.gov.au/employment/support-employers/workforce-strategy/action-plan>

367 <https://desbt.qld.gov.au/employment/support-employers/workforce-strategy?a=13573>

368 https://www.publications.qld.gov.au/dataset/efaa5148-f875-4625-b5fa-15a41f0bc44c/resource/7c76aea1-7aa2-4265-bc5d-41a52b3ca3ba/download/dyjesbt_annual_report_2022-23.pdf | Page 23

369 <https://desbt.qld.gov.au/employment/support-employers/workforce-strategy?a=14836>

370 <https://statements.qld.gov.au/statements/97384>

371 <https://desbt.qld.gov.au/training/training-careers/incentives/sqw>

372 https://www.publications.qld.gov.au/dataset/efaa5148-f875-4625-b5fa-15a41f0bc44c/resource/7c76aea1-7aa2-4265-bc5d-41a52b3ca3ba/download/dyjesbt_annual_report_2022-23.pdf | Page 30

373 https://www.publications.qld.gov.au/dataset/efaa5148-f875-4625-b5fa-15a41f0bc44c/resource/7c76aea1-7aa2-4265-bc5d-41a52b3ca3ba/download/dyjesbt_annual_report_2022-23.pdf

374 <https://desbt.qld.gov.au/training/training-careers/incentives/fee-free-tafe>

375 https://budget.qld.gov.au/files/Budget_2023-24_SDS_Department_of_Tourism_Innovation_and_Sport.pdf

376 <https://www.dtis.qld.gov.au/tourism/tourism-strategy/towards-tourism-2032>

377 <https://www.publications.qld.gov.au/dataset/department-of-tourism-innovation-and-sport-dtis-annual-report-2022-2023>

378 <https://www.forgov.qld.gov.au/information-and-communication-technology/cyber-security/about-the-cyber-security-unit>

379 https://www.publications.qld.gov.au/ckan-publications-attachments-prod/resources/51f061db-e198-41b1-8101-660a134c3c41/cspw-29-2022-2023-annual-report_v2.pdf?ETag=b915cdd08b253e75b4248ff44b7fcebcb | Page 23

380 https://www.publications.qld.gov.au/ckan-publications-attachments-prod/resources/51f061db-e198-41b1-8101-660a134c3c41/cspw-29-2022-2023-annual-report_v2.pdf?ETag=b915cdd08b253e75b4248ff44b7fcebcb | Page 5

381 <https://www.tmr.qld.gov.au/about-us/our-organisation/organisational-structure/queensland-government-customer-and-digital-group>

382 <https://www.forgov.qld.gov.au/information-and-communication-technology/cyber-security/about-the-cyber-security-unit>

383 <https://education.qld.gov.au/initiatives-and-strategies/strategies-and-programs/equity-and-excellence>

384 https://budget.qld.gov.au/files/Budget_2023-24_SDS_Department_of_Education.pdf

385 <https://education.qld.gov.au/about-us/budgets-funding-grants/grants/state-schools/core-funding/investing-success>

386 <https://education.qld.gov.au/students/student-health-safety-wellbeing/student-wellbeing-package>

387 <https://www.qgso.qld.gov.au/issues/3646/schools-qld-2022.pdf>

388 <https://alt-qed.qed.qld.gov.au/our-publications/reports/annualreport/Documents/annual-report/22-23/annual-report-2022-23.pdf>

389 https://s3.treasury.qld.gov.au/files/Budget_2022-23_SDS_Department_of_Education.pdf

390 <https://alt-qed.qed.qld.gov.au/our-publications/strategiesandplans/Documents/strategic-plan-23-27.pdf>

391 https://budget.qld.gov.au/files/Budget_2023-24_Capital_Statement.pdf

392 <https://alt-qed.qed.qld.gov.au/programsinitiatives/department/buildingeducation/new-schools/Pages/planning-for-new-schools.aspx>

393 <https://education.qld.gov.au/initiatives-and-strategies/initiatives/bandwidth-upgrade-program>

394 https://www.health.qld.gov.au/__data/assets/pdf_file/0029/1267148/DOH_2022_23_annual_report.pdf

395 <https://www.health.qld.gov.au/system-governance/strategic-direction/improving-service/satellite-hospitals>

396 https://budget.qld.gov.au/files/Budget_2023-24_Strategy_Outlook.pdf | Page 67

397 https://www.health.qld.gov.au/__data/assets/pdf_file/0022/1161571/v15_SC2200194-Health-Budget_ONLINE.pdf?%20utm_medium=website&utm_source=qh_www_home_page&utm_campaign=dh-WWW-HOME&utm_term=&utm_content=2022_23_budget_mrec_QH_pdf

398 https://budget.qld.gov.au/files/Budget_2023-24_Capital_Statement.pdf

399 <https://www.health.qld.gov.au/system-governance/strategic-direction/improving-service/satellite-hospitals>

400 <https://statements.qld.gov.au/statements/98494>

401 <https://www.qld.gov.au/health/services/satellite-hospitals/caboolture-satellite-hospital>

402 <https://metrosouth.health.qld.gov.au/about-us/initiatives/redlands-satellite-hospital>

403 <https://www.qld.gov.au/health/services/satellite-hospitals/ripley-satellite-hospital>

404 <https://www.qld.gov.au/health/services/satellite-hospitals/tugun-satellite-hospital>

405 https://www.health.qld.gov.au/__data/assets/pdf_file/0036/651798/prevention-strategic-framework.pdf

406 <https://hw.qld.gov.au/queensland-obesity-prevention-strategy/>

407 https://www.health.qld.gov.au/__data/assets/pdf_file/0021/1142067/Rural-and-Remote-Health-and-Wellbeing-Strategy-2022-2027-Snapshot.pdf

408 <https://www.health.qld.gov.au/system-governance/strategic-direction/plans/queensland-newborn-bloodspot-screening-nbs-strategic-framework>

409 <https://www.health.qld.gov.au/system-governance/strategic-direction/plans/cancer-screening-strategic-framework-2019-to-2026>

410 <https://www.choreport.health.qld.gov.au/our-lifestyle>

411 <https://www.choreport.health.qld.gov.au/about-this-report>

412 <https://earlychildhood.qld.gov.au/freekindy#/search>

413 <https://www.chiefscientist.qld.gov.au/publications/rnd-expenditure-reports>

414 https://www.chiefscientist.qld.gov.au/__data/assets/pdf_file/0020/312293/rd-expenditure-report-2021-22.pdf

415 <https://advance.qld.gov.au/>

416 <https://advance.qld.gov.au/advance-queensland-initiative>

417 <https://www.publications.qld.gov.au/dataset/annual-report-department-agriculture-fisheries/resource/e077ab11-b5c7-4363-a636-8ed1c306fb1c>

418 <https://statements.qld.gov.au/statements/98263>

419 <https://www.qic.com/qvcdf>

420 <https://www.qld.gov.au/about/how-government-works/objectives-for-the-community>

421 https://budget.qld.gov.au/files/Budget_2023-24_Strategy_Outlook.pdf | Page 1

422 https://budget.qld.gov.au/files/Budget_2023-24_Strategy_Outlook.pdf | Page 2

423 <https://www.abs.gov.au/statistics/economy/national-accounts/australian-national-accounts-state-accounts/latest-release>

424 <https://documents.parliament.qld.gov.au/tp/2021/5721T873.pdf>

425 <https://s3.treasury.qld.gov.au/files/Report-on-State-Finances-2022-23.pdf> | Page 3-3

426 <https://s3.treasury.qld.gov.au/files/Report-on-State-Finances-2021-22.pdf> | Page 3-3

427 <https://s3.treasury.qld.gov.au/files/Report-on-State-Finances-2022-23.pdf> | Page 3-3, Page 4-7

428 <https://s3.treasury.qld.gov.au/files/Report-on-State-Finances-2021-22.pdf> | Page 3-3, Page 4-6

429 https://budget.qld.gov.au/files/Budget_2023-24_Strategy_Outlook.pdf | Page 59 and Page 95

430 <https://s3.treasury.qld.gov.au/files/2022-23-Treasury-Annual-Report.pdf> | Page 24

431 <https://www.qic.com/News-and-Insights/2023-QIC-Sustainability-Report>

432 <https://www.coaldrakereview.qld.gov.au/assets/custom/docs/coaldrake-review-final-report-28-june-2022.pdf?refresh>

433 <https://www.legislation.qld.gov.au/view/html/bill.first/bill-2022-027>

434 <https://www.treasury.qld.gov.au/budget-and-financial-management/queensland-budget/budget-process>

435 <https://s3.treasury.qld.gov.au/files/Overview-of-Queensland-Financial-Accountability-Framework-as-at-Jan-2020.pdf>

436 https://www.forgov.qld.gov.au/__data/assets/pdf_file/0017/183212/performance-management-framework-policy.pdf

437 <https://www.qao.qld.gov.au/>

438 <https://www.ombudsman.qld.gov.au/>

439 <https://www.ccc.qld.gov.au/>

440 <https://cabinet.qld.gov.au/ministers-portfolios.aspx>