

INVESTOR BOOKLET



AUDAX AT FIDELITY
QUEENSLAND
TREASURY
CORPORATION



LEGAL NOTICE

This document and the information herein (the 'Information') is distributed by Queensland Treasury Corporation (QTC) as an information source only. The Information should not be construed as an offer, recommendation, invitation, or inducement, to subscribe for or purchase any security of QTC. The Information does not constitute, and is not intended to be, financial or other advice and is not to be relied upon as the basis for any investment or other decision. Investors should seek their own professional advice tailored to their own particular financial circumstances in relation to any investment they may consider making.

QTC expressly excludes any warranties concerning the currency, accuracy, completeness, availability or suitability of the Information. You accept the sole responsibility and risk associated with any use of the Information, irrespective of the purpose for which such Information is applied. To the extent permitted by law, QTC and its directors, employees, agents and consultants disclaim all responsibility and liability (including without limitation, liability in negligence) for any expense, damage, loss or costs that you may incur as a result of use of, or reliance on, the Information. In no circumstances shall QTC be liable for any special, consequential or indirect loss or damage arising from your use of, or reliance on, the Information, even if QTC is aware of the possibility of such loss.

The Information must not be accessed by you in circumstances where access to it could constitute an offer or inducement that would result in a contravention of any laws, rules, directives, regulations or any other restrictions in their local jurisdiction. This document may contain statements about future events and expectations that are forward looking statements. None of the future projections, expectations, estimates or prospects in this document should be taken as forecasts or promises nor should they be taken as implying any indication, assurance or guarantee that the assumptions on which such future projections, expectations, estimates or prospects have been prepared are correct or exhaustive or, in the case of assumptions, fully stated in the document.

United Kingdom: The Information is intended only for: (i) persons who are outside the United Kingdom; (ii) 'investment professionals' as defined in Article 19(5) of the Financial Services and Markets 2000 (Financial Promotion) Order 2005 (the FPO); or (iii) persons falling within Article 49(2)(a) to (d) (high net worth companies, unincorporated associations etc) of the FPO. All such persons together being referred to as 'Relevant Persons'. Furthermore, the Information is directed only at Relevant Persons and must not be acted on or relied on by persons who are not Relevant Persons. Any investment or investment activity to which this document relates is available only to Relevant Persons and will be engaged in only with Relevant Persons.

United States: Save for QTC's US MTN program, the securities, borrowing programs and facilities described in this document have not been and will not be registered under the US *Securities Act of 1933, as amended*, and may not be offered, sold or resold within the United States or to 'US Persons' (as defined in Regulation S under the *Securities Act*) unless in accordance with an effective registration statement or an exemption from registration under the *Securities Act*. The Information is intended only for (i) persons resident or located outside the United States and (ii) persons resident or located in the United States that are 'qualified institutional buyers' (QIBs) within the meaning of Rule 144A under the Securities Act, and may not be accessed by or provided to persons resident or located in the United States who are not QIBs.

Europe: The Information is intended only for 'Qualified Investors' within the meaning of Article 2(1)(e) of the Prospectus Directive (Directive 2003/71/EC).

Japan: The Information is intended only for (i) persons resident or located outside Japan and (ii) persons resident or located in Japan that are 'qualified institutional investors' (tekikaku-kikan-toshika) (QII) as defined in Article 2 Paragraph 3 Item 1 of the Financial Instruments and Exchange Act of Japan (act No.25 of 1948, as amended) and may not be accessed by or provided to persons resident or located in Japan who are not QIIs.

Queensland Treasury Corporation (QTC) is the Queensland Government's central financing authority and corporate treasury services provider, with responsibility for:

- sourcing and managing the debt funding to finance Queensland's infrastructure requirements in the most cost-effective manner, and
- providing financial and risk management advice and services to the Queensland Government and Queensland's public sector bodies (our clients).

In its funding role, QTC borrows funds in the domestic and international financial markets by issuing a variety of debt instruments.

QTC is the largest Australian semi-government issuer of Australian dollar denominated bonds.

All data and charts in this book are as dated.

Forecasts and projections:

- Queensland Government economic forecasts refer to 2019-20 and 2020-21
- Queensland Government economic projections refer to 2021-22 and 2022-23
- Queensland Government fiscal forecasts refer to 2019-20
- Queensland Government fiscal projections refer to 2020-21 to 2022-23

Contents

QUEENSLAND	5
OVERVIEW	5
QUEENSLAND'S ECONOMIC STANDING	6
ECONOMIC DRIVERS	8
QUEENSLAND'S FISCAL POSITION	12
SUMMARY OF KEY POINTS	17
QUEENSLAND TREASURY CORPORATION	18
OVERVIEW	19
CREDIT RATINGS	21
FUNDING	23
QTC'S BORROWING PROGRAM	29
SUMMARY OF KEY POINTS	32
APPENDICES	33



QUEENSLAND

- AUD349 billion Gross State Product (GSP)¹
- 3.9% GSP annual growth rate²
- 5.05 million people³
- Rated AA+/Aa1

AUSTRALIA

- AUD1,921 billion Gross Domestic Product (GDP)⁴
- 3.1% GDP annual growth rate²
- 25.2 million people³
- Rated AAA/Aaa

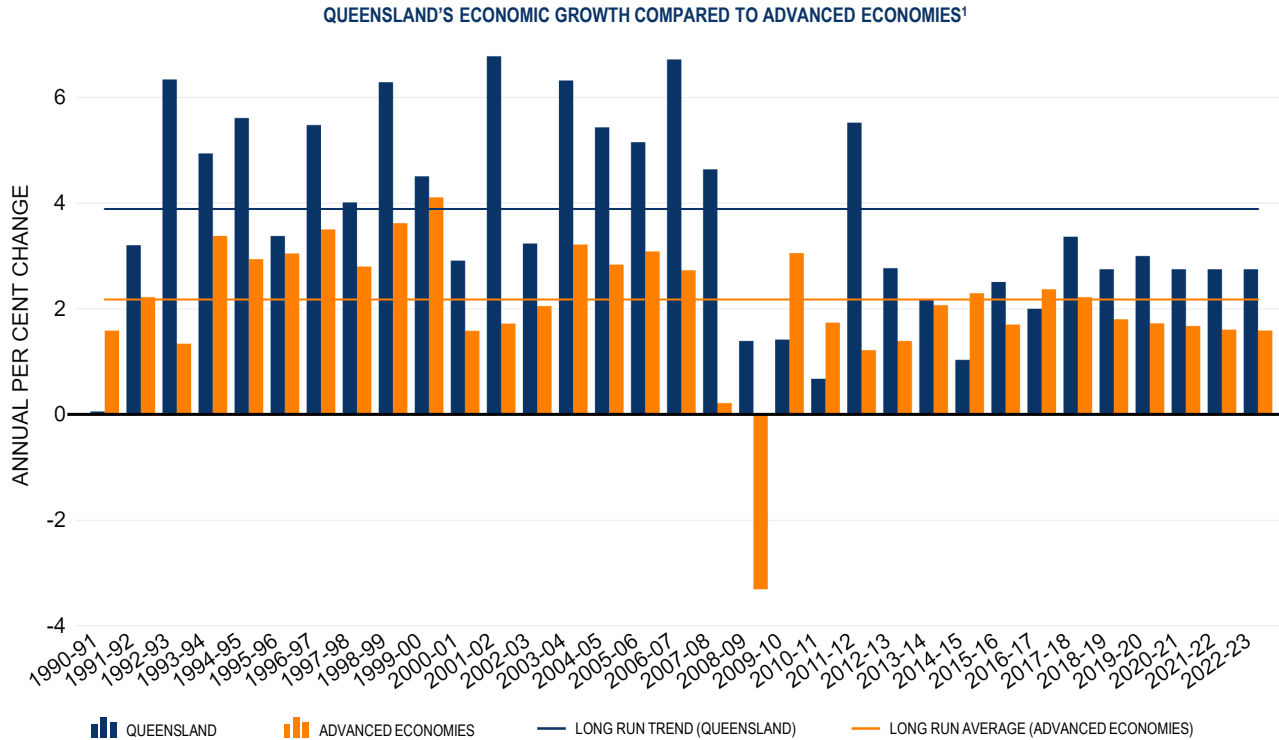
Data sources: Australian Bureau of Statistics, Bloomberg

¹ Year ending 30 June 2018 ² Long-run trend

³ As at 31 December 2018 ⁴ Year ending March 2019

Ratings: Queensland and QTC are rated AA+/A-1+/Stable and Aa1/P-1/Stable from S&P Global and Moody's respectively. Australia is rated AAA/Stable and Aaa/Stable from S&P Global and Moody's respectively. As at 30 June 2019.

Economic growth has consistently outperformed the average of advanced economies

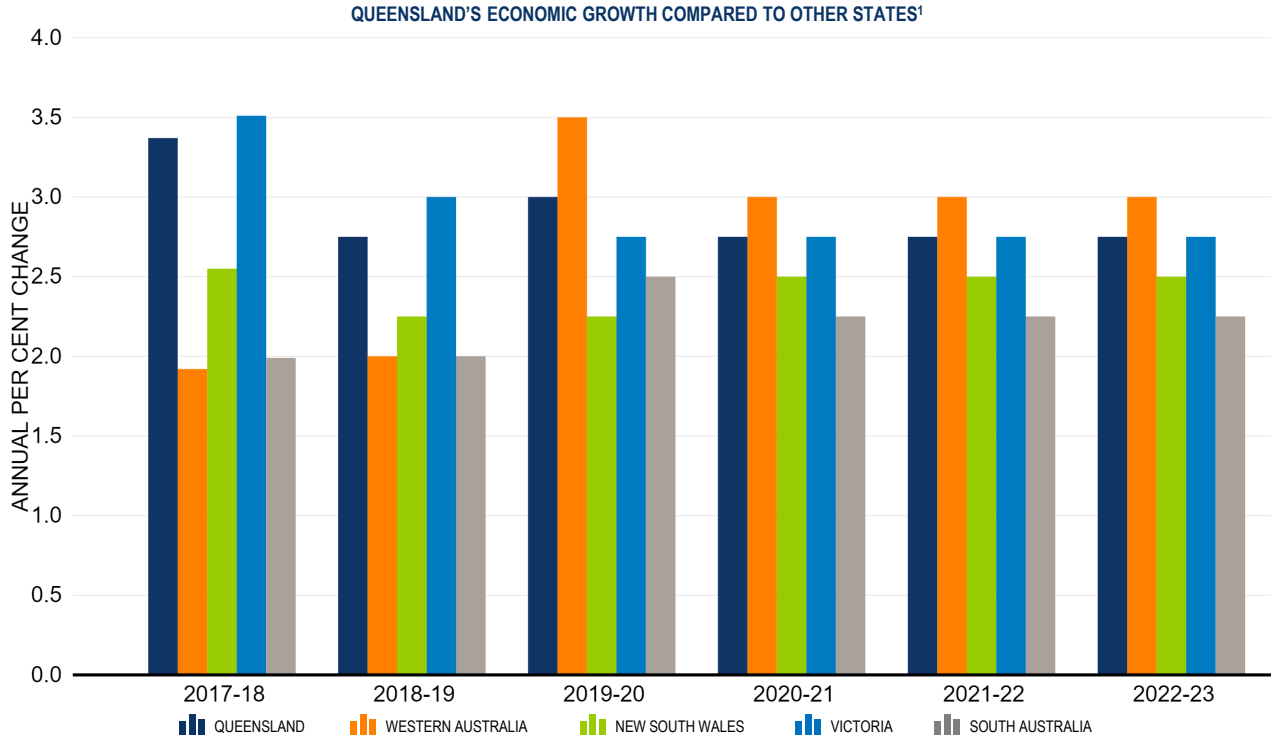


¹ Advanced economy data are calendar year terms, while Queensland data are financial year terms. Advanced economy data are constant prices. QLD data are Chain volume measure (CVM), 2016-17 reference year.

Data sources: IMF, ABS, Queensland Treasury.

Note: 2018-19 is an estimated actual. 2019-20 and beyond are forecasts and projections.

Queensland is amongst the fastest growing states in Australia



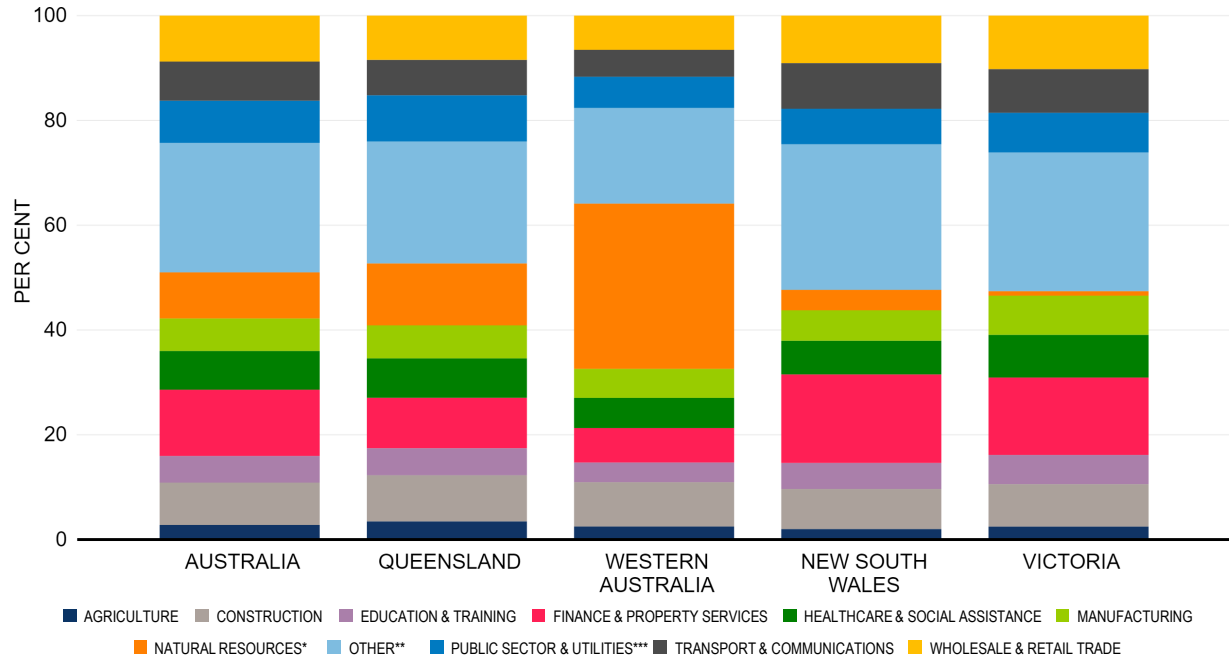
¹ Growth is in real terms.

Data sources: Various State Budgets, ABS.

Note: 2017-18 are actuals. 2018-19 GSP for each state is an 'estimated actual'. 2019-20 and beyond are forecasts and projections.

Diverse and resilient economy – no sector makes up more than 12 per cent of output

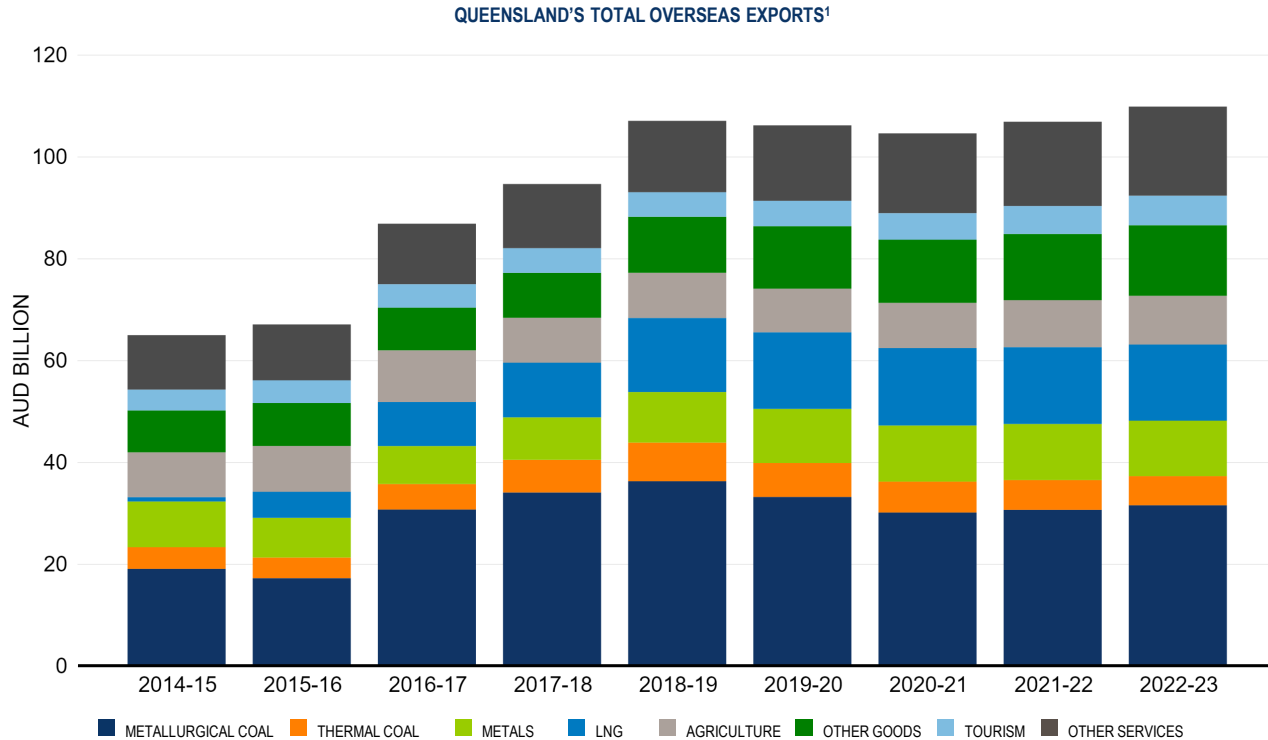
AUSTRALIAN STATES' ECONOMIC OUTPUT BY SECTOR¹



¹2017-18, gross value added, current prices. * Natural resources includes the extraction of naturally occurring mineral solids, such as coal and ores; liquid minerals, such as crude petroleum; and gases, such as natural gas. ** Other includes: dwellings; professional, scientific and technical services, accommodation and food services; other services; administrative and support services; arts and recreation. *** Public sector and utilities includes: public administration and safety; and electricity, gas, water, waste services.

Data source: ABS.

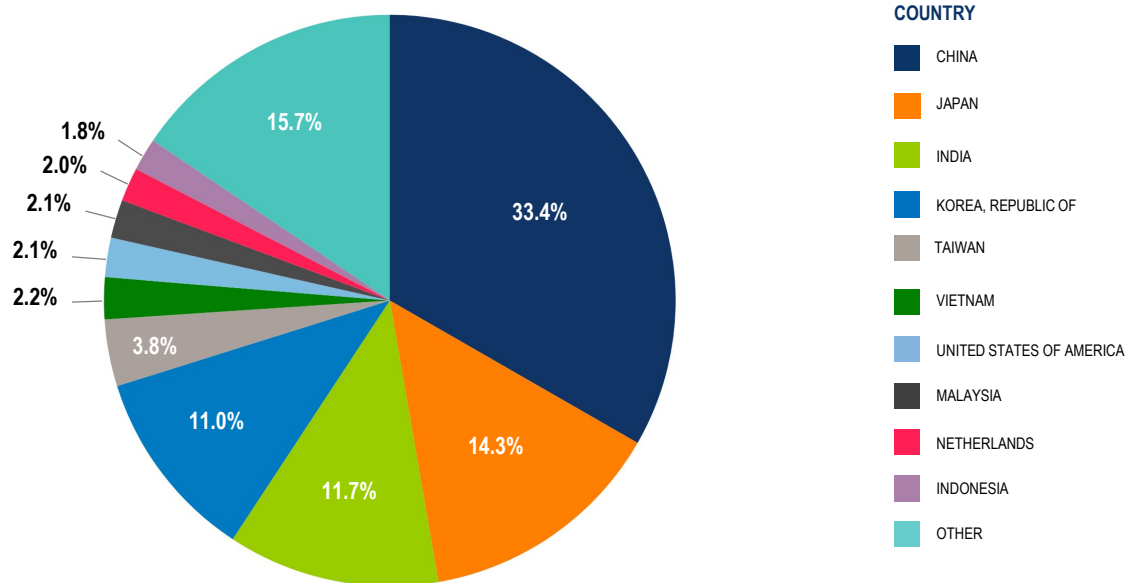
Similar to its diversified domestic economy, Queensland has a well balanced mix of goods and services exports



¹ Nominal terms (\$ billions). **Data sources:** ABS unpublished trade data, Queensland Treasury. **Note:** 2018-19 is an estimated actual. 2019-20 and beyond are forecasts and projections.

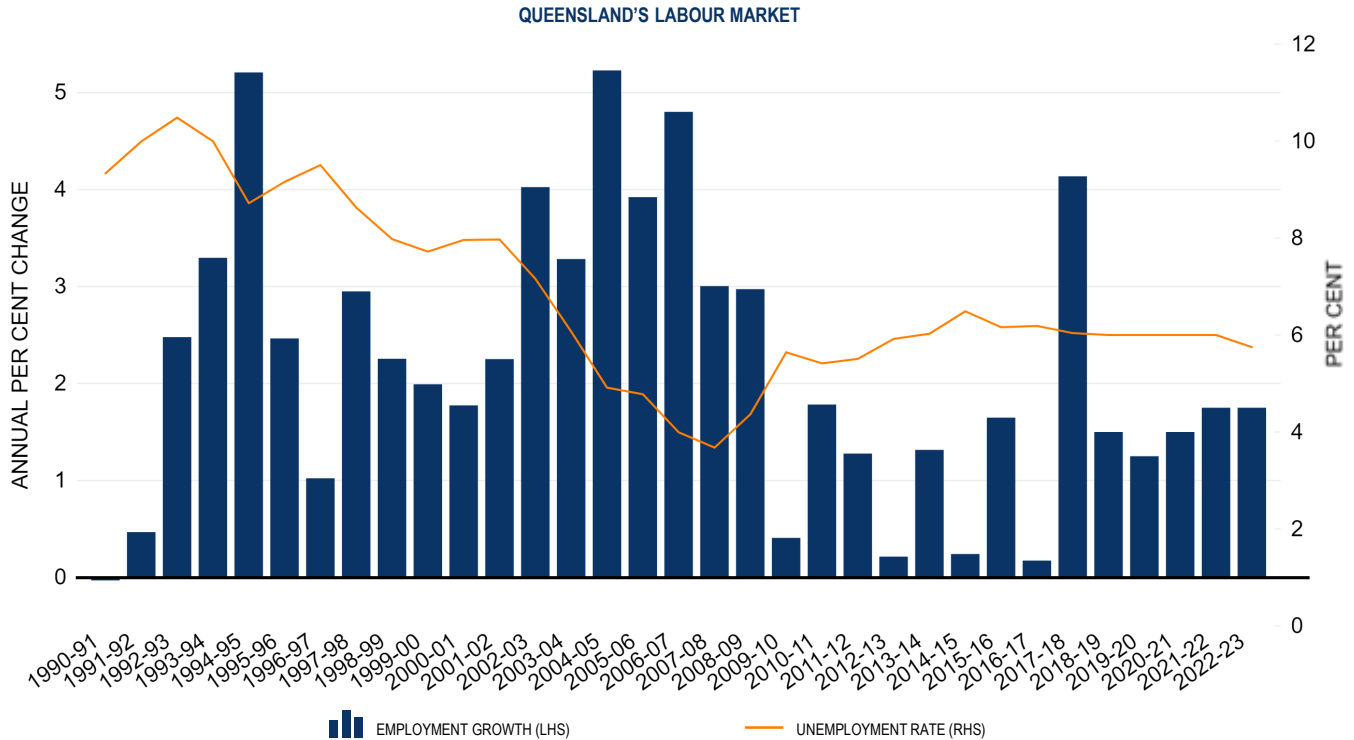
Around three-quarters of goods exports go to the fast growing Asian region

QUEENSLAND'S GOODS EXPORTS BY COUNTRY¹



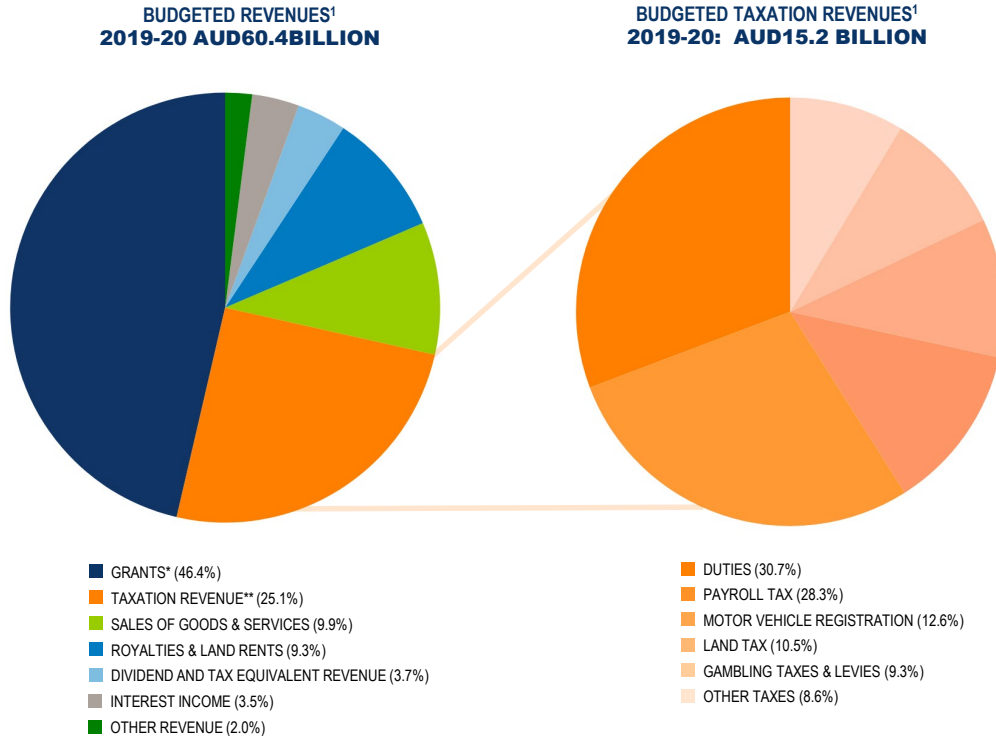
¹ Total value of goods exports, per cent. Data sources: ABS unpublished trade data for year ending May 2019, Queensland Treasury.

Solid jobs growth and a steady unemployment rate are expected in coming years



Data sources: ABS, Queensland Treasury. Notes: Employment growth and unemployment rates are financial year averages. 2018-19 is an estimated actual. 2019-20 and beyond are forecasts and projections.

Queensland has a diversified and stable revenue mix



¹ May not add to 100 per cent due to rounding. * Grants from the Australian Government are almost evenly split between general and specific purpose payments. General purpose payments include GST revenue grants, are 'untied' and used for both recurrent and capital purposes. Specific purpose payments are 'tied' and used to fund specific projects or programs in order to support service delivery and facilitate reforms. ** This comprises the taxes and levies listed in the budgeted taxation revenues chart. **Data source:** Queensland Government 2019-20 Budget.

Queensland has its own taxation powers and receives federal fiscal support

The states' sources of revenue

- Australian states and territories (states) impose taxes, duties and charges in areas distinct from those where the Australian Government has authority. Examples of state taxes include payroll taxes, royalties as well as stamp duties and land taxes.
- The Australian Government provides explicit and predictable financial support to all states in the form of:

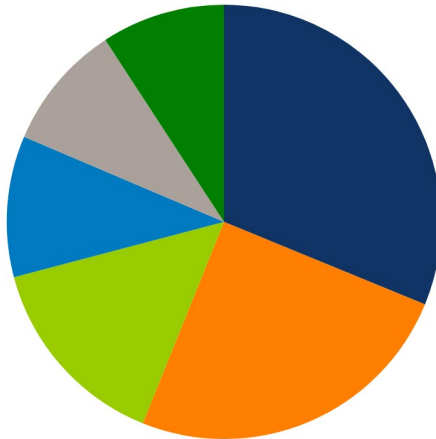
General purpose payments – ‘untied’ grants which are funded by the Goods and Services Tax (GST) revenue and are used for both recurrent and capital purposes.

Payments for specific purposes – ‘tied’ grants to fund specific projects or programs in order to support service delivery and facilitate reforms.

The Australian Government’s Disaster Recovery Funding Arrangements, which provide partial (75 per cent) reimbursement for eligible costs incurred as a result of natural disasters, are also classified as a payment for specific purposes.

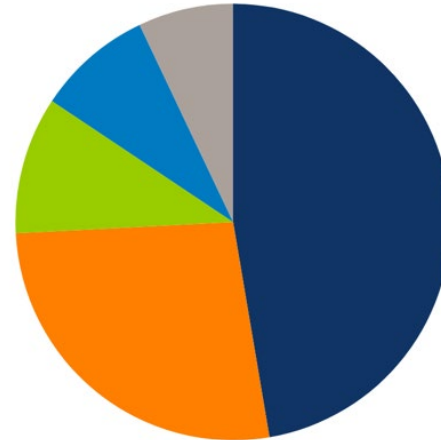
Health and education are the State's major operating expenses while transport infrastructure is the biggest area of focus in terms of capital spending

OPERATING EXPENDITURE: **AUD60.2 BILLION**



- HEALTH (31.2%)
- EDUCATION (24.9%)
- ECONOMIC & OTHER SERVICES* (14.8%)
- TRANSPORT (10.5%)
- PUBLIC ORDER & SAFETY (9.4%)
- SOCIAL WELFARE, HOUSING AND OTHER COMMUNITY SERVICES (9.2%)

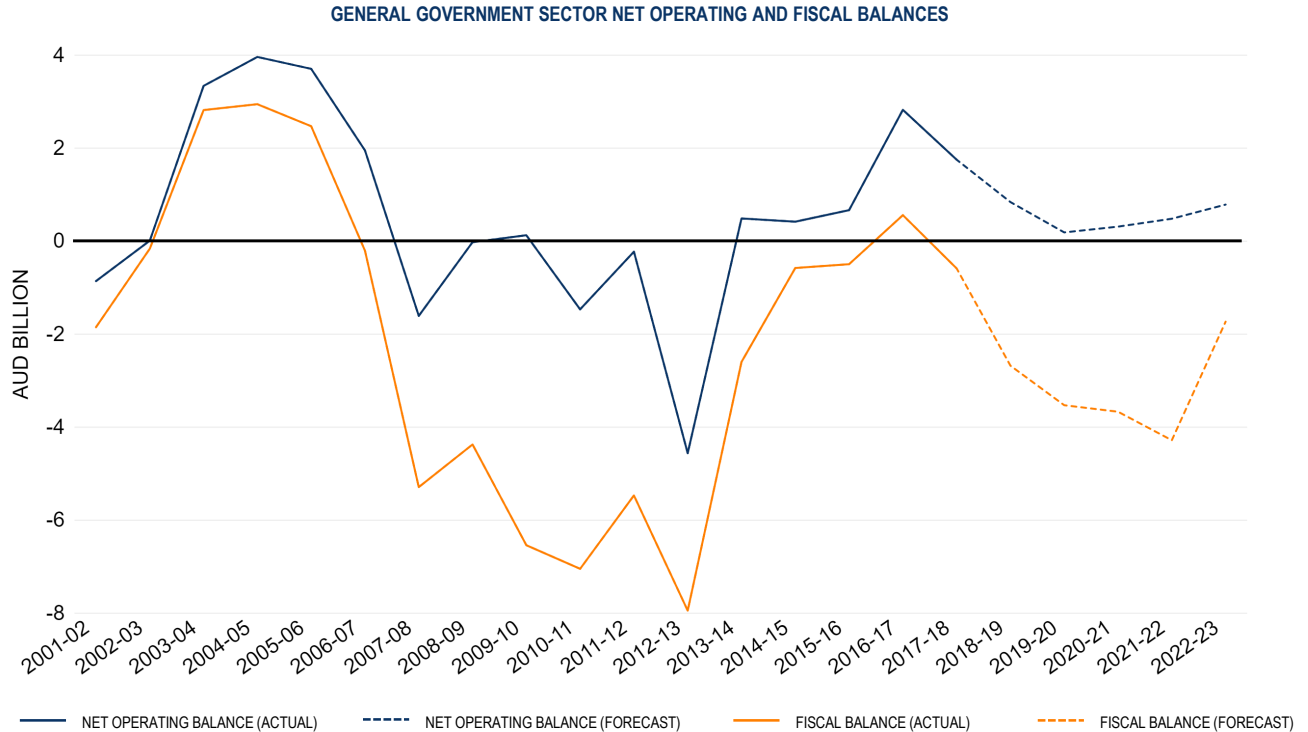
CAPITAL EXPENDITURE: **AUD10.2 BILLION**



- TRANSPORT (47.32%)
- ECONOMIC & OTHER SERVICES* (26.85%)
- EDUCATION (10.18%)
- HEALTH (8.58%)
- SOCIAL WELFARE, HOUSING AND OTHER COMMUNITY SERVICES (7.07%)

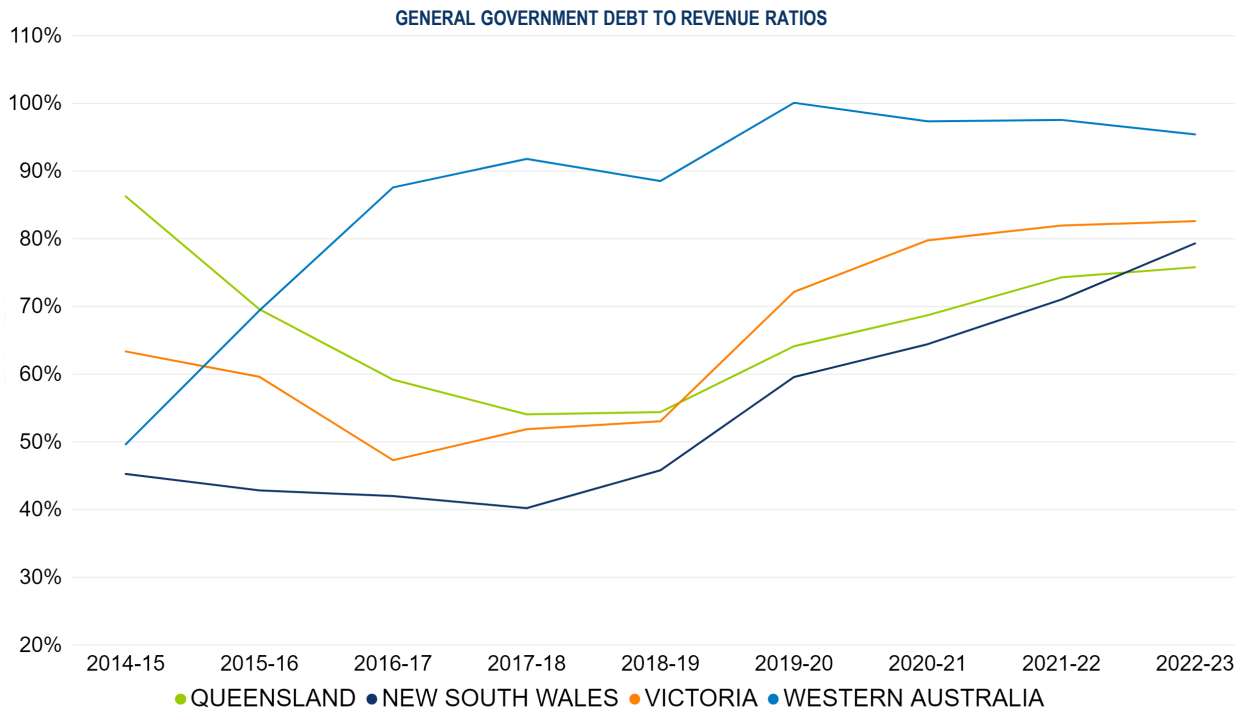
May not add to 100 per cent, due to rounding. *Mainly includes expenditures on economic services and those not classified elsewhere.
Data source: Queensland Government 2019-20 Budget.

Operating surpluses achieved for the past five financial years and forecast to continue



Data sources: Actuals data from Queensland Treasury. Forecasts and projections from the Queensland Government 2019-20 Budget
Note: 2018-19 is an estimated actual. 2019-20 and beyond are forecasts and projections.

By the end of the forward estimates period Queensland is expected to have the lowest levels of debt relative to revenue amongst the largest states



Data sources: Various State Budgets

Note: 2018-19 is an estimated actual. 2019-20 and beyond are forecasts and projections. The debt to revenue ratio in all states is impacted by changes in reported borrowing due to the adoption of a new Australian accounting standard, AASB 16 Leases. From 2019-20, Queensland's debt to revenue ratio is estimated to be on average three percentage points higher across the budget and forward estimates due to this change.

Summary of key points

The State of Queensland has:

- a diverse economy with services making up a significant proportion of total output
- an economy which is expected to grow broadly in line with the national average over the next few years
- a stable revenue stream in the form of grants it receives from the Australian Government
- State-owned assets that generates dividend payments
- a unique position with financial holdings greater than its superannuation obligations
- General Government debt levels relevant to revenue that have fallen over the past few years, and
- a rating of AA+/Stable/A-1+ and Aa1/Stable/P-1 by S&P Global and Moody's Investors Service respectively.



QUEENSLAND
TREASURY
CORPORATION

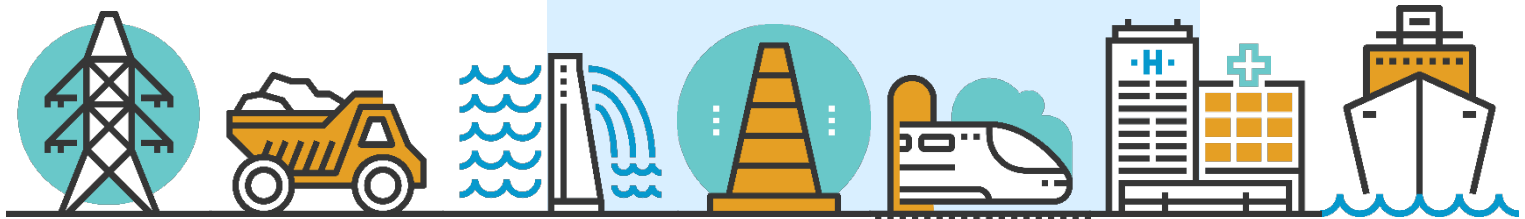
QUEENSLAND TREASURY CORPORATION

About QTC

As the Queensland Government's central financing authority QTC plays a pivotal role in securing the State's financial success

QTC provides a range of financial services to the State and its public sector entities

- Debt funding and management
- Cash management facilities and fund
- Financial risk management advisory services
- Economics and research
- FX hedging and international payments
- Specialist public finance education



QTC is government-owned and has its debt government guaranteed



Queensland Treasury's role is to:

- provide core economic and fiscal advice to the State Government of Queensland
- assist Government with the management of its finances
- prepare an annual State Budget
- collect and administer State revenue, and
- conduct economic and statistical research.

Queensland State Government Guarantee

The Treasurer of Queensland, on behalf of the Queensland State Government, guarantees:

- all of QTC's obligations under all debt securities issued by QTC, and
- QTC's payment obligations to counterparties under derivative transactions governed by ISDA agreements.

Queensland Treasury Corporation's role is to:

- source and manage the debt funding for the State in the most cost effective manner
- provide financial risk management advice, and
- invest the State's short to medium-term cash surpluses to maximise returns to clients.

QTC is rated AA+/Aa1

Credit ratings

QTC carries the same credit ratings as the State of Queensland – founded on its diverse economic base, established institutional framework, significant liquidity levels and Federal fiscal support.

Queensland has financial holdings greater than its superannuation obligations.



LOCAL CURRENCY

Moody's	S&P Global
Long-term Aa1	Long-term AA+
Short-term P-1	Short-term A-1+
Outlook Stable	Outlook Stable



FOREIGN CURRENCY

Moody's	S&P Global
Long-term Aa1	Long-term AA+
Short-term P-1	Short-term A-1+
Outlook Stable	Outlook Stable

Consolidated asset base

Clients

- Principally Queensland's public sector (also entities guaranteed, supported or approved by the State).
- 120 borrowing clients (government-owned corporations, government departments, local governments and statutory bodies).
- 200 investors in QTC's Capital Guaranteed Cash Fund (government-owned corporations, government departments, local governments and statutory bodies).

As the State's central financing authority, QTC operates on a cost recovery basis

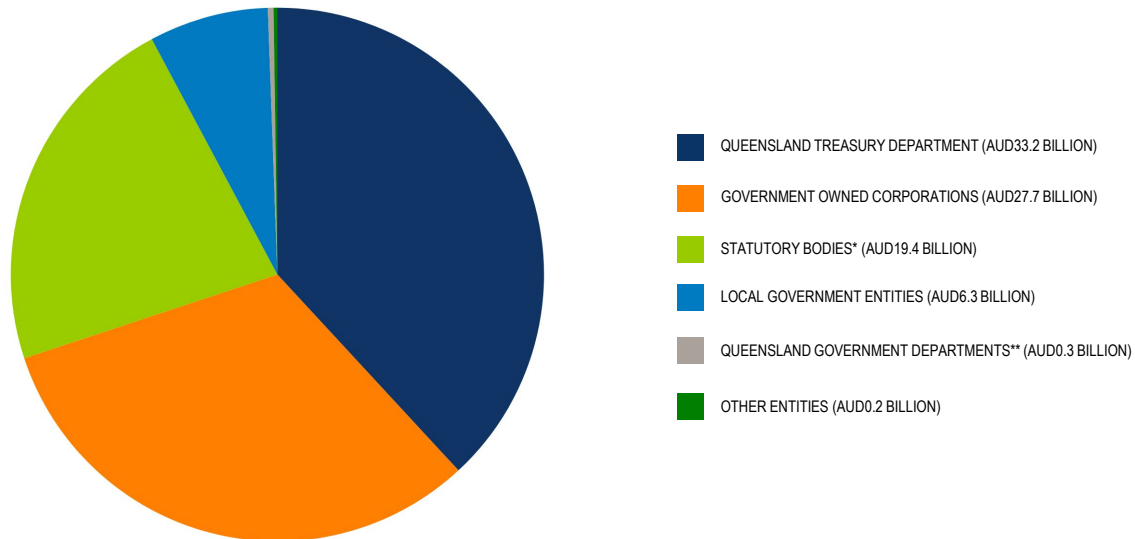
MARKET VALUE – AS AT 30 JUNE 2019 (UNAUDITED)

	Capital markets operations	Long term assets [#]	QTC consolidated
	AUD bn	AUD bn	AUD bn
Loan to clients	87.1	-	87.1
Liquidity/management reserves*	15.6	-	15.6
Sub-total	102.7	-	102.7
Assets under management-client deposits	7.2	-	7.2
Other managed investments [#]	-	29.3	29.3
Total	109.9	29.3	139.2

As at 30 June 2019 (unaudited) * Excludes any QTC bonds held as assets. # The Queensland Government transferred to QTC the State's long-term assets which are held to meet the future superannuation and other long-term obligations of the State. These assets are managed by QIC Limited.

Since 1988, QTC has funded the State's public sector capital works programs

LOANS TO CLIENTS¹ (MARKET VALUE, UNAUDITED) **AUD87.1 BILLION**

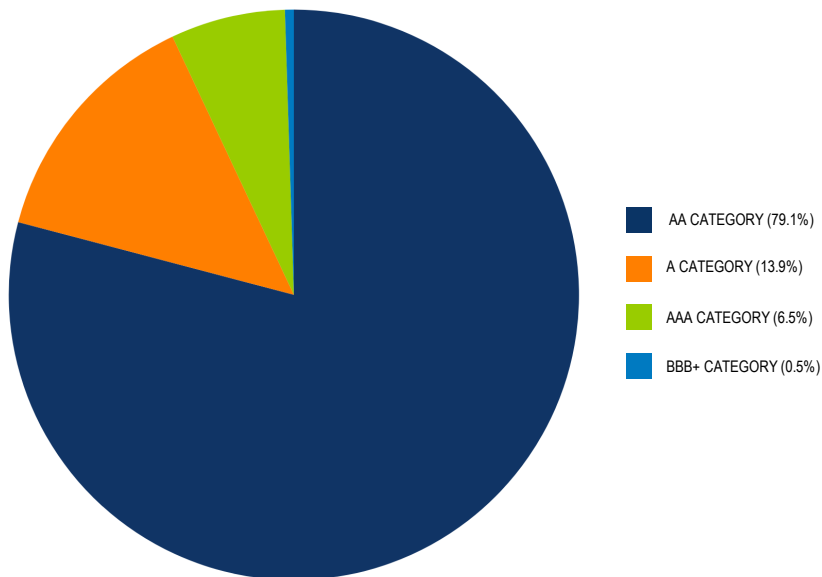


As at 30 June 2019 (unaudited). ¹ Figures are rounded. * Includes Queensland water entities, universities, grammar schools and water boards. ** Includes other bodies within the public accounts.

QTC has a conservative approach to risk management

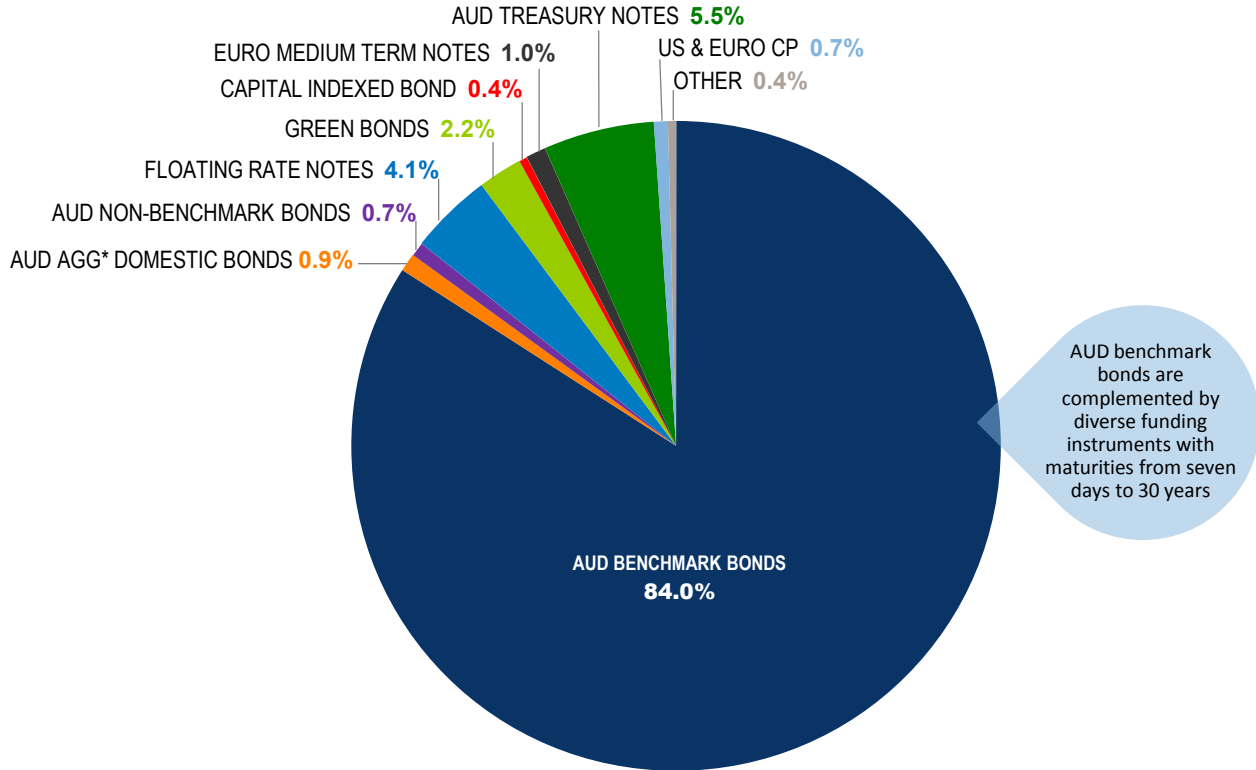
- Approximately 85 per cent of QTC's counterparty credit exposures are rated AA- or higher
- All types of financial risk, including interest rate, foreign exchange and counterparty risk, are managed within QTC's Board approved risk parameters.
- Enterprise risk management processes are independent to operational activities.
- Risk provisions are in line with industry best practice
- Diversified funding facilities and regular issuances are used to mitigate funding risks.
- A portfolio of diverse, liquid financial securities is held to meet the State's liquidity requirements.
- Market credit exposure is restricted to dealings with counterparties rated BBB+ or higher.

COUNTERPARTY CREDIT EXPOSURES



QTC utilises a range of diversified funding instruments

FUNDING SOURCES BY INSTRUMENT (FACE VALUE) ~AUD90.5 BILLION

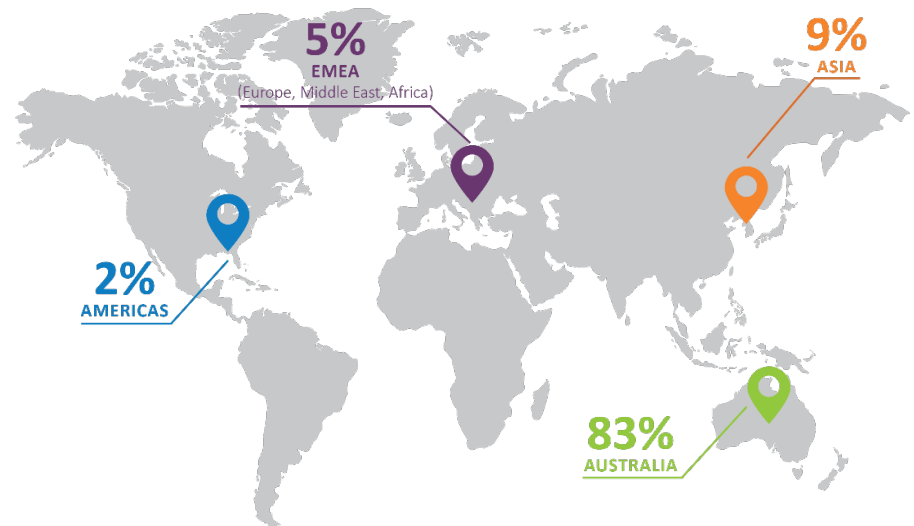


As at 30 June 2019. * AGG - Australian Government Guaranteed. Figures are rounded.

2018-19 Syndicated Issuance

- QTC's domestic and global investors include central banks and other sovereign investors, multi-national finance, superannuation and investment corporations, and major domestic and international banks.

SYNDICATED TRANSACTIONS BY INVESTOR LOCATION



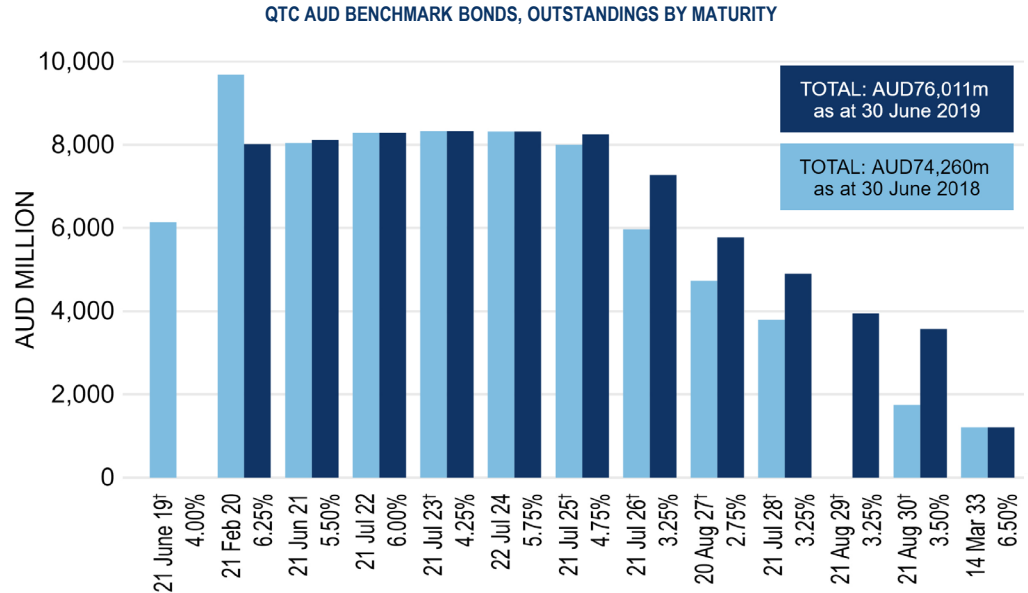
SYNDICATED TRANSACTIONS BY INVESTOR TYPE



Based on financial year 2018-19. Estimate based on QTC internal data.

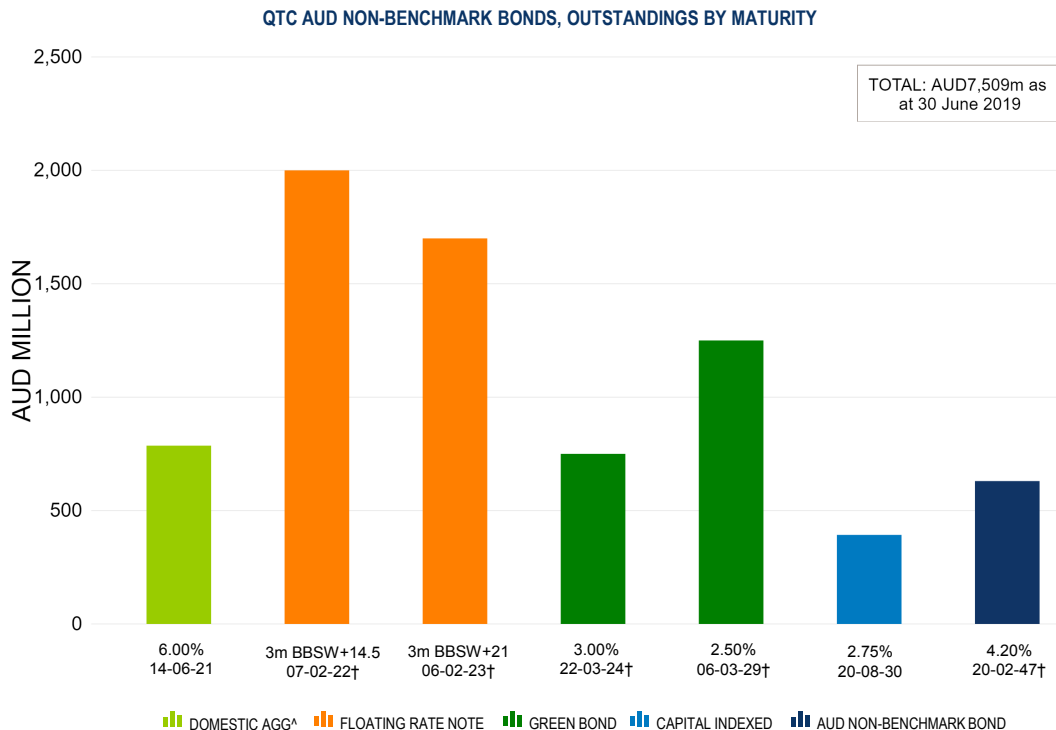
AUD benchmark bond lines are QTC's principal source of funding

- 12 established lines with various maturities across the curve
- New bond lines issued under the domestic program may be offered in the US to 'qualified institutional buyers' pursuant to Rule 144A.



Non-benchmark bonds complement AUD benchmark bonds

- QTC monitors the market to issue other instruments, taking into account investor demand, client funding requirements and market conditions
- Through market intermediaries, QTC will consider switching its Australian Government Guaranteed AUD bond (AAA/Aaa) into the equivalent AUD benchmark bond (AA+/Aa1)



As at 30 June 2019. ^AAGG – Australian Government Guaranteed. [†]144A capability.

Note: The 2.75% 20 Aug 2030 outstandings do not include indexation of AUD143.7 million.

QTC trades in its own securities in the open market. Such securities may be held, resold or cancelled at QTC's discretion.

QTC's 2019–20 indicative term debt borrowing program

In addition to the total term debt requirement, QTC expects to maintain a minimum of approximately AUD5 billion of short-term debt throughout the fiscal year.

Requirements	2019–20 Budget AUD M¹
State (includes general government and government-owned corporations)	1,000
Local Government and other entities ²	800
Total new money	1,800
Term debt maturities	8,600
Net funding in advance ³	(500)
Net term debt refinancing	8,100
Total term debt requirements	9,900

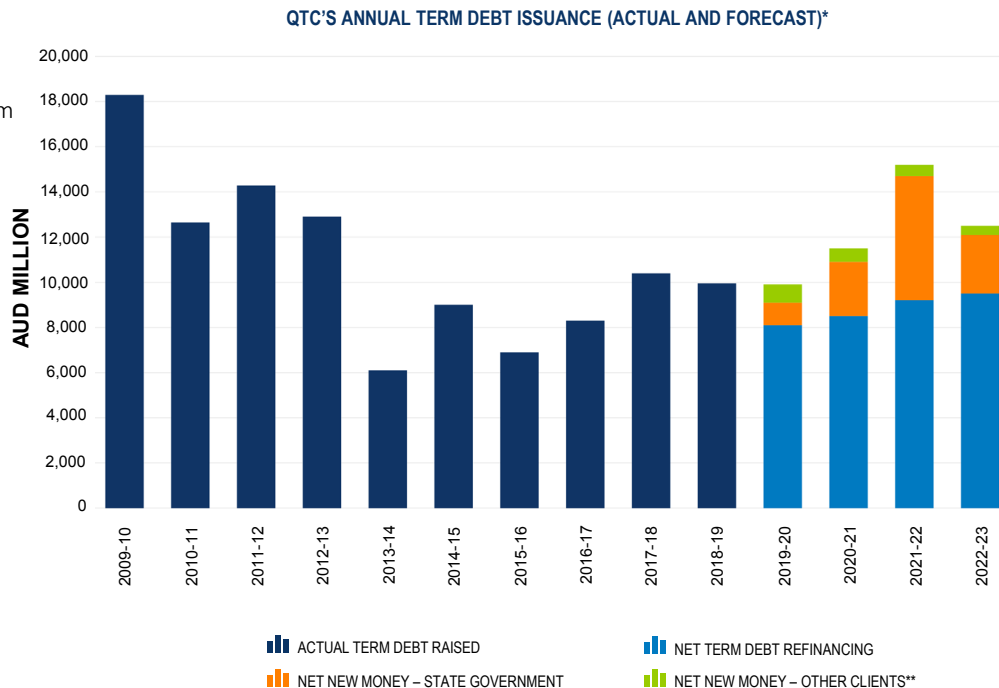
As at 11 June 2019. ¹ Numbers are rounded to the nearest AUD100 million. ² Other entities include: universities, grammar schools, retail water entities and water boards.

³ Includes net issuance undertaken in advance of borrowing requirements during 2018-19 and also in previous financial years as well as scheduled client principal repayments.

Note: Funding activity may vary depending upon actual client requirements, the State's fiscal position and financial market conditions.

QTC's annual term debt issuance

- QTC's borrowing requirements over the forward estimates are primarily expected to reflect term debt refinancings.



*Does not include short-term debt of approximately AUD5 billion each year. Actual debt raised is calculated from Annual Borrowing Program release to the release of the next Annual Borrowing Program. ** Other clients include: local governments, retail water entities, universities, grammar schools and water boards.

QTC Green Bonds

QTC Green Bonds support a low carbon, climate resilient and environmentally sustainable economy. They are independently assured by DNV GL and carry the same credit rating as QTC and the Queensland Government.

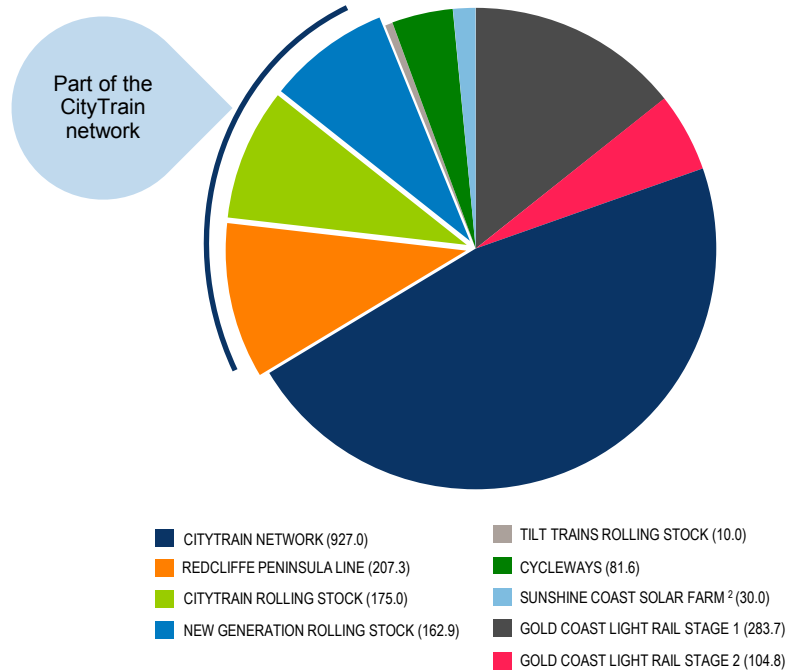
Proceeds from QTC Green Bonds are allocated against qualifying projects and assets that have an environmental benefit associated with the State of Queensland. QTC’s Green Bond framework enables the issuance of:

- Climate Bond Initiative (CBI) certified green bonds
- Green bonds under the International Capital Market Association (ICMA) Green Bond Principles

QTC Green Bonds on issue as at 30 June 2019¹

- 3.00% 22 March 2024[†] Green Bond (AUD750M)
- 2.50% 6 March 2029[†] Green Bond (AUD1,250M)

**ALLOCATION OF GREEN BOND PROCEEDS (AUD M)
APPROXIMATELY AUD2 BILLION***



**As at 30 June 2019. †144A capability. ¹Net proceeds from the QTC 22 March 2024 Green Bond issuance were AUD748,710,000 from AUD750,000,000 Face Value of bonds issued. Net proceeds from the QTC 6 March 2029 Green Bond were AUD1,233,625,000 from AUD1,250,000,000 Face Value of bonds issued. ²Allocation of net proceeds to this eligible project has decreased over time as QTC’s onlending to this asset is via amortising principal and interest loans. Such net proceeds have been reallocated within the eligible project pool.*

Summary of key points

Queensland Treasury Corporation:

- funds the Queensland Government public sector
- is 100 per cent government-owned
- has all debt security and derivative ISDA obligations fully guaranteed by the State of Queensland
- issues debt that carries the following credit rating (identical to the State of Queensland)
 - Moody's: Aa1/Stable/P-1
 - S&P Global: AA+/Stable/A-1+
- has 12 AUD benchmark bond lines on issue
- has one AUD domestic bond that carries the guarantee of the Australian Government and is rated AAA/Aaa by S&P Global and Moody's respectively
- has a term debt borrowing program of AUD9.9 billion for 2019-20
- employs a conservative and transparent funding strategy, and
- has over 30 years' experience in global debt capital markets.

See Appendices for further details.



APPENDICES

Queensland Treasury Corporation



Role

- Founded in 1988, Queensland Treasury Corporation (QTC) is a corporation sole, constituted by the Under Treasurer in accordance with the Queensland Treasury Corporation Act 1988.
- QTC has responsibility for the State of Queensland's debt funding and financial risk management. In its funding role, QTC borrows funds in the domestic and international markets by issuing a variety of debt instruments.
- QTC's whole-of-State focus means it is able to capture significant economies of scale and scope in the issuance, management and administration of the State's debt.

Queensland State Government Guarantee

The Treasurer of Queensland, on behalf of the State Government, guarantees:

- QTC's obligations under the debt securities issued by QTC, and
- QTC's payment obligations to counterparties under derivative transactions governed by ISDA agreements.

In respect to all domestic securities issued by QTC, section 32 of the *Queensland Treasury Corporation Act 1988* provides a statutory guarantee of QTC's obligations to stockholders:

Section 32 The due repayment of principal on inscribed stock issued in accordance with this Act and, where payable, the due payment of interest relating to the inscribed stock are guaranteed by the Treasurer, on behalf of the Government.

Section 33 of the *Queensland Treasury Corporation Act* empowers the Treasurer to guarantee due payment of moneys and due performance of obligations in accordance with financial arrangements or other arrangements entered into by QTC. Such discretionary guarantees have been granted by the Treasurer and continue to operate in support of QTC's offshore debt facilities.

All payments by the State Government under these guarantees are appropriated under section 34 of the *Queensland Treasury Corporation Act*, meaning they can be paid from the State's Consolidated Fund without any further legislative approval.

Key funding principles

CONSERVATIVE	Balanced debt maturity profile supported by liquid reserves
PRUDENT	Disciplined approach to financial risk management
TRANSPARENT	Comprehensive, regular market updates
COMMITTED	Valued long-term investor and intermediary relationships

Queensland's long-term assets



- Queensland's long-term assets comprises investments set aside primarily to support the State's defined benefit superannuation.
- These assets were transferred to QTC by the Queensland Government under an administrative arrangement in 2008. These are managed by a separate board, the Long Term Asset Advisory Board. In return QTC issued fixed-rate notes to the State that provide a fixed rate of return.
- The assets are managed by Queensland Investment Corporation (QIC) and include cash, fixed interest, international equities and other diversified alternative investments.
- Queensland is in a unique position with financial holdings greater than its superannuation obligations, with assets under management of approximately AUD29 billion as at 30 June 2019.
- While QTC reports the fluctuations in the value and returns on the asset portfolio, there is no cash flow effect for QTC. Any losses incurred have no impact on QTC's capital markets activities or its ability to meet its obligations.

Australia's federal and state system

Federalism

The Commonwealth of Australia ('Australian Government' or the 'Commonwealth') was formed as a federal union on 1 January 1901, when the six British colonies of New South Wales, Victoria, Queensland, South Australia, Western Australia and Tasmania were united as states in a federation. In addition to the six states, Australia has two territories — Northern Territory and the Australian Capital Territory — the latter hosting the nation's capital of Canberra.

Powers

Australian Government

The Australian Parliament has power to legislate on specific matters of national interest, such as defence, external affairs, overseas and interstate trade and commerce, currency and banking. The Australian Government also has primary responsibility for overall economic management in Australia. For example, they have responsibility for monetary policy, national budget policy, fiscal policy, exchange rates and external policy.

State Government

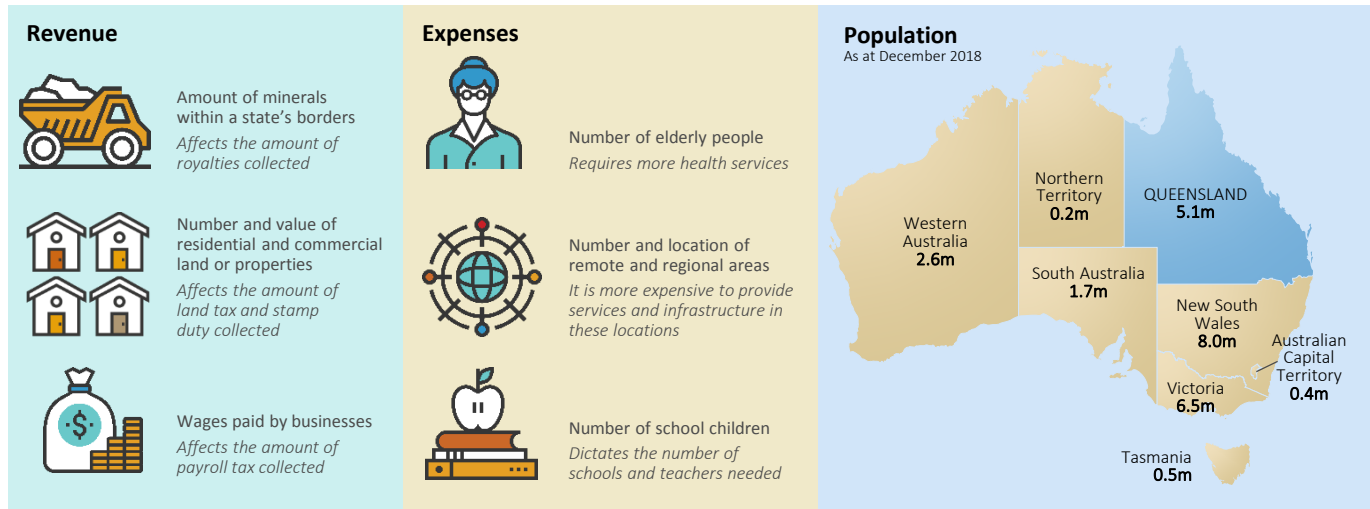
The state parliaments retain powers over all matters other than those granted to the Australian Government under the Constitution.

State powers include control over education, public health, police and justice, transport, roads and railways, industry, mining and agriculture, public works, ports, forestry, electricity, gas, and water supply and irrigation.

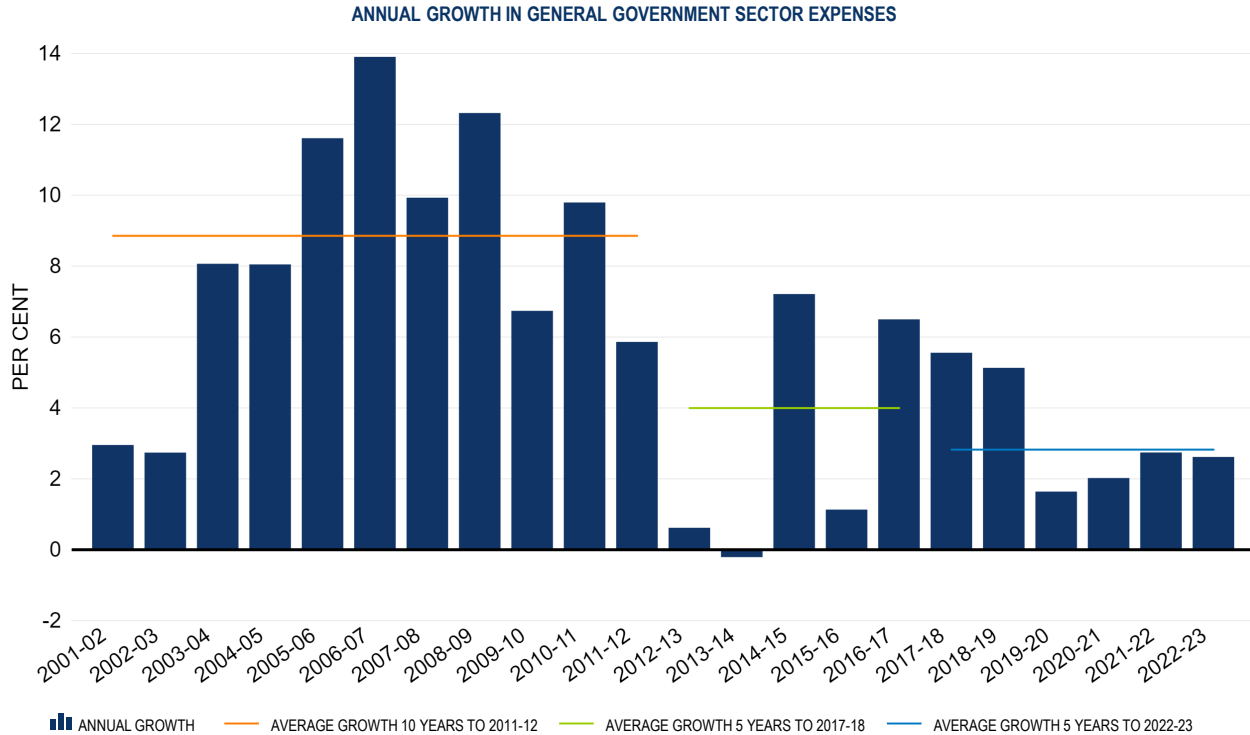
Distribution of GST

- States and territories (states) receive all revenue collected by the Australian Government via the Goods and Services Tax (GST).
- It is allocated using the principles of horizontal fiscal equalisation, which is designed to equalise the states' fiscal capacity to provide public services to the same standard.
- Under this system, some states with below average revenue raising capacity or above average spending requirements receive a larger share of GST (and vice versa).
- The independent Commonwealth Grants Commission determines the annual allocation across the states.

Examples of differences between states to raise revenue and their expenses

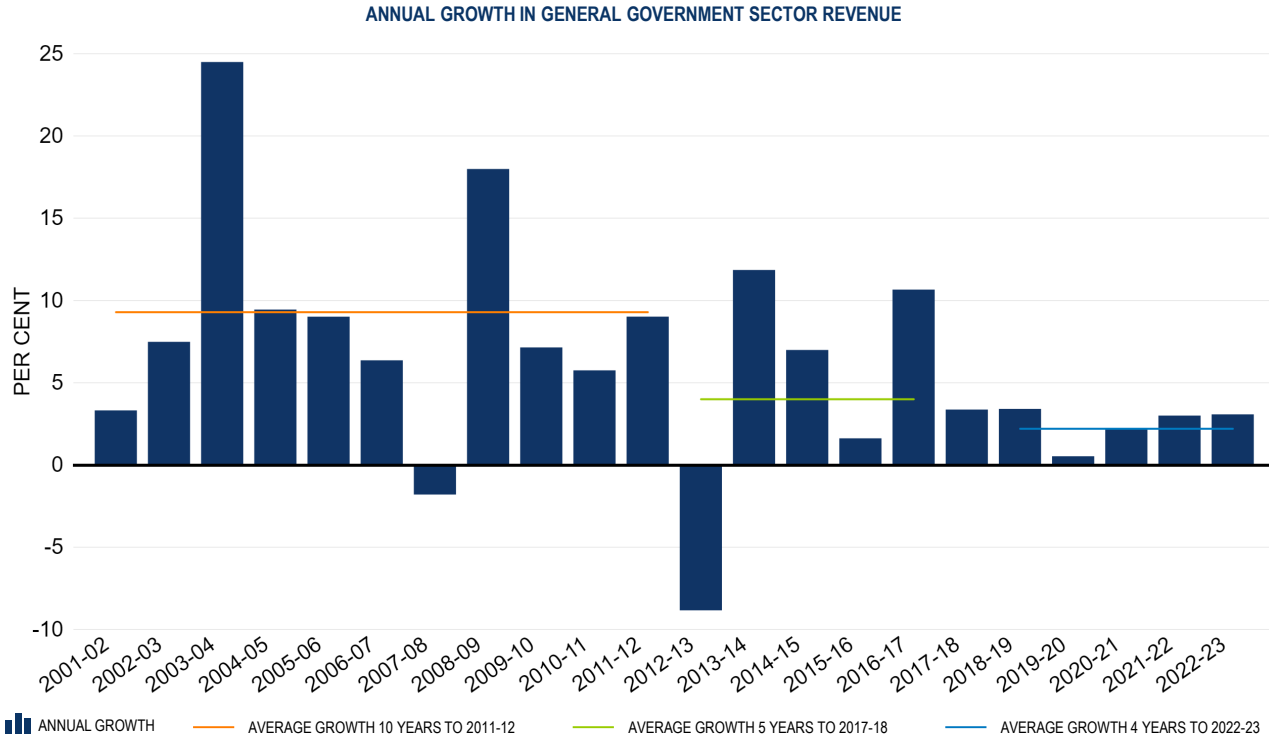


Queensland Government continues to focus on expense management



Data sources: Actuals data from Queensland Treasury. Forecasts and projections from the Queensland Government 2019-20 Budget.

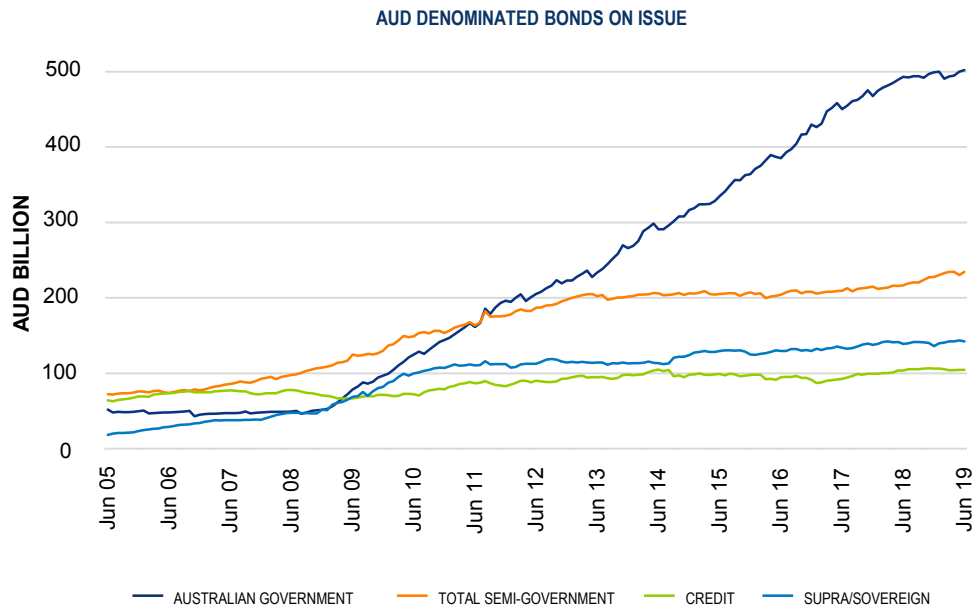
Consistent with global trends, revenue growth has slowed



Data sources: Actuals data from Queensland Treasury. Forecasts and projections from the Queensland Government 2019-20 Budget.

AUD denominated bonds on issue

It is widely expected that under current fiscal estimates, the volume of semi-government benchmark bonds on issue will continue to increase.



Data source: Bloomberg Composite Bond Index as at 30 June 2019.

Note: The change to Bloomberg Composite Index has resulted in changes to the credit and supra/sovereign data.

Queensland's peers' credit ratings

Australian	Rating agency	
	S&P Global	MOODY'S
Queensland	AA+/Stable/A-1+	Aa1/Stable/P-1
Australian Capital Territory	AAA/Stable/A-1+	Rating withdrawn 20 August 2005 (from Aaa)
New South Wales	AAA/Stable/A-1+	Aaa/Stable/P-1
Northern Territory	Not rated by S&P	Aa3/Stable/--
South Australia	AA+/Stable/A-1+	Aa1/Stable/P-1
Tasmania	AA+/Stable/A-1+	Aa2/Stable/P-1
Victoria	AAA/Stable/A-1+	Aaa/Stable/P-1
Western Australia	AA+/Stable/A-1+	Aa1/Stable/P-1

As at 30 June 2019. According to information provided by S&P Global and Moody's.

Royalty assumptions

Coal royalty assumptions	2018-19 Est. Act.	2019-20 Budget	2020-21 Projection	2021-22 Projection	2022-23 Projection
Tonnages – crown export ¹ coal (Mt)	213	220	224	229	237
Exchange rate USD per AUD ²	0.72	0.72	0.73	0.73	0.73
Year average coal prices³					
Hard coking (USD)	206	179	153	150	150
Semisoft (USD)	153	138	121	118	118
Thermal (USD)	106	93	86	84	84
Year average oil prices					
Brent (USD per barrel) ⁴	69	69	68	67	66

¹ Excludes coal produced for domestic consumption and coal where royalties are not paid to the Government, i.e. private royalties. 2019-20 estimate for domestic coal volume is approximately 24.7 Mt and private coal is 9.4 Mt. ² Year average. ³ Price for highest quality coking and thermal coal. Lower quality coal can be sold below this price with indicative average prices for 2019-20 as follows: Hard coking US\$167/t and thermal US\$76/t. ⁴ Published Brent oil prices are lagged by one quarter to better align with royalty revenue.

Funding facilities


QTC has a diverse range of funding facilities in a variety of markets and currencies.

The majority of QTC's funding is sourced through long-term debt facilities, with QTC's AUD benchmark bonds being the principal source of funding.

Overview as at 30 June 2019		Size \$M	Maturities available	Currencies
Short-term	Domestic T-Note	Unlimited	7-365 days	AUD
	Euro CP	USD10,000	1-364 days	Multi-currency
	US CP	USD10,000	1-270 days	USD
Long-term	AUD Bond	Unlimited	12 benchmark lines: 2020-2030 and 2033 A range of non-benchmark lines (e.g. Green Bonds, FRNs etc)	AUD
	Euro MTN	USD10,000	Any maturity subject to market regulations	Multi-currency
	US MTN	USD10,000	9 months-30 years	Multi-currency

As at 30 June 2019.

AUD Benchmark Bond Distribution Group*



QTC's Fixed Income Distribution Group of 12 banks is committed to providing investors with two way pricing in the secondary market, as well as supporting primary issuance activity.

- ANZ Banking Group Limited
- Bank of America Merrill Lynch
- Citi
- Commonwealth Bank of Australia
- Deutsche Bank
- JP Morgan
- National Australia Bank Limited
- Nomura International plc
- RBC Capital Markets
- TD Securities
- UBS Investment Bank
- Westpac Banking Corporation



RBC Capital Markets®



As at 30 June 2019.

* Actual dealer entities may vary depending on the facility and location of the dealer.

Medium-Term Note (MTN) Programs

- Queensland State Government guaranteed
- Australian interest withholding tax exempt
- Multi-currency
- Euro and US programs
- Structured to meet investor requirements (currency, coupon, maturity etc.)
- Reverse enquiry placement through MTN Distribution Group
- Reverse enquiry placement through non-Distribution Group members ('Dealer for a Day')

MTN Distribution Group*

Euro MTN

- ANZ Banking Group Limited
- BofA Merrill Lynch
- Citi
- Commonwealth Bank of Australia
- Deutsche Bank
- JP Morgan Securities plc
- National Australia Bank Limited
- Nomura International
- RBC Capital Markets
- TD Securities
- UBS Investment Bank
- Westpac Banking Corporation

US MTN

- ANZ Securities
- BofA Merrill Lynch
- Citi
- Commonwealth Bank of Australia
- Daiwa Capital Markets
- Deutsche Bank Securities
- JP Morgan Securities LLC
- NAB Securities, LLC
- RBC Capital Markets
- TD Securities
- UBS Investment Bank

As at 30 June 2019.

* Actual dealer entities may vary depending on the facility and location of the dealer.

Treasury Note (T-Note) and Commercial Paper (CP) programs



- Queensland State Government Guaranteed
- Australian, Euro and US programs
- AUD and multi-currency
- Reverse enquiry placement through dealer panels
- T-Note, Euro and US CP programs are Australian interest withholding tax exempt

T-Note and CP Dealer Panels*

Domestic T-Note

- ANZ Banking Group Limited
- Commonwealth Bank of Australia
- Deutsche Bank
- National Australia Bank Limited
- Westpac Banking Corporation

Euro CP

- Barclays
- BofA Merrill Lynch
- Citi
- UBS Investment Bank

US CP

- BofA Merrill Lynch
- Citi
- UBS Securities

As at 30 June 2019.

* Actual dealer entities may vary depending on the facility and location of the dealer.

Glossary

ABS	Australian Bureau of Statistics	IWT	Interest withholding tax
AGG	Australian Government Guarantee	LNG	Liquefied natural gas
APRA	Australian Prudential Regulation Authority	(mv)	Market value
AUD	Australian dollar	MTN	Medium-term note
CGS	Commonwealth Government Securities	MYEFO	Mid-Year Economic and Fiscal Outlook
CIB	Capital indexed bond	MYFER	Mid-Year Fiscal and Economic Review
CP	Commercial paper	QIC	Queensland Investment Corporation
CPI	Consumer price index	QTC	Queensland Treasury Corporation
DTC	The Depository Trust Company	RBA	Reserve Bank of Australia
(fv)	Face value	RHS	Right hand side
GDP	Gross Domestic Product	SGG	State Government Guarantee (Queensland)
FRN	Floating rate note	T-Note	Treasury note
ISDA	International Swaps and Derivatives Association		

THIS PAGE IS INTENTIONALLY LEFT BLANK



The Queensland Coat of Arms, represented in Queensland Treasury Corporation's logo, was granted by Queen Victoria in 1893 and symbolises her constitutional authority for the State.

At the top, the State badge is surrounded by two stems of sugar cane. Below the badge, the shield features the heads of a bull and a merino ram, a sheaf of wheat, and a column of gold rising from a pile of quartz, over a spade and pick. These elements symbolise Queensland's strong agricultural and mining industries.

In 1977, during her Silver Jubilee year, Queen Elizabeth II granted the Arms two 'supporters', a red deer and Queensland's native brolga.

The State motto, Audax at Fidelis, means 'Bold but Faithful'.

GPO Box 1096, Brisbane
Queensland Australia 4001

T: +61 7 3842 4600
F: +61 7 3221 4122

www.qtc.qld.gov.au
BLOOMBERG TICKER: QTC